

La siguiente presentación tiene servicio de interpretación al español.


Para iniciar esta función:

1. Haga clic en el icono de Interpretación
 2. Seleccione español como idioma
- Opcional: Para escuchar solo el audio en español, haga clic sobre "Mute Original Audio"

The following presentation has interpretation in Spanish.

To start this function:

1. Click the Interpretation icon
 2. Select Spanish as your language
1. Optional: To listen to only Spanish audio, click on "Mute Original Audio"



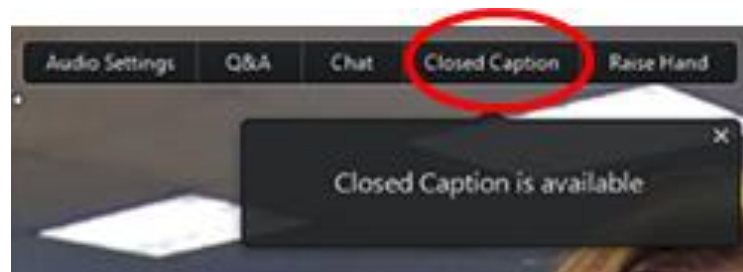
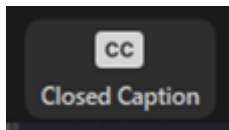
For PC and Android



For iPhone and Mac

Using Closed Captioning

- Click **Closed Caption** in the controls at the top or bottom of your screen
- After selecting Closed Caption, you will see the captioning at the bottom of your screen.
- If you need to adjust the caption size
 - Click on the arrow next to stop/start video and choose Video Settings
 - Click on Accessibility
 - Move the slider to adjust the caption size



Como Usar los Subtítulos

- Haga click sobre Closed Caption en los controles arriba en su pantalla
- Después de seleccionar “Closed Caption”, verá los subtítulos al pie de su pantalla
- Si necesita ajustar el tamaño de los subtítulos
- Haga click sobre la flecha cerca de “stop/start video” y elija “Video Settings”
 - Haga click en “Accessibility”
 - Mueva el deslizador para ajustar el tamaño de los subtítulos



Alameda County COVID-19 Vaccine Community Advisory Group

COVAX@acgov.org

Meeting 8
April 6, 2021



Alameda County
Health Care Services Agency



Alameda County Public Health Department
Celebrating Healthy People in Healthy Communities

Agenda

1. Housekeeping & Welcome
2. Partner Updates
3. County Vaccine Updates
4. County Community Strategy
5. Panelist Announcements
6. Panelist Comment/Q&A

Panelists:

Please keep your microphone on mute
while not speaking

Attendees:

Feel free to include questions in the Chat



2. Partner Updates

3. County Vaccine Updates

Messages of the Week

- **Please take a moment to listen to the [Community Voices](#) of [Leslie](#) and [Mady](#) and others who are sharing their vaccine experience.** You'll hear about the activities our community members long to return to and perspectives on the importance of using COVID-19 precautions to protect the health of our family, friends, neighbors, and work colleagues.
- **Vaccine supply remains the greatest challenge and we remain focused on access for residents who are disproportionately impacted by COVID-19.** While not everyone will be able to get an appointment right away, we anticipate increased vaccine supply in the coming weeks and will have additional appointments on an ongoing basis.
- **The pandemic is NOT over.** Please wear a mask and keep your distance your distance, even if you're fully vaccinated.



Follow us @Dare2BWell





Alameda County COVID-19 Vaccination Dashboard

% >= 16 Years with at Least One Dose

45.6%

% >= 16 Years Fully Vaccinated

28.1%

See Counts

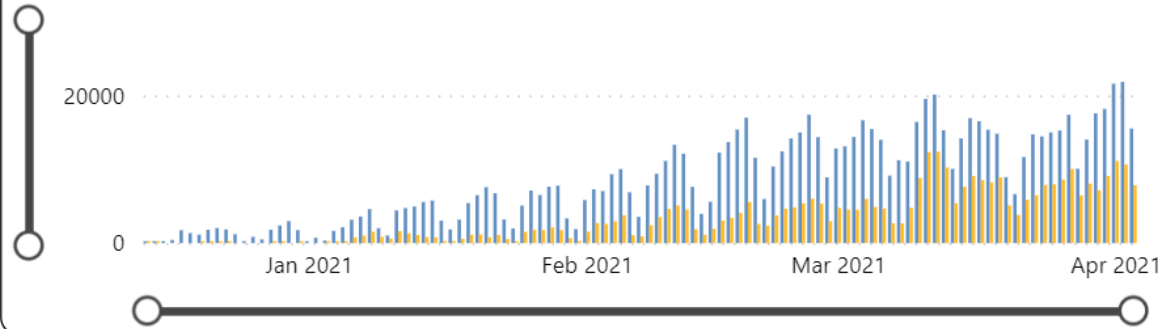
See Percentages

Doses Received by the County

Alameda County Vaccine Doses Administered by Dose Type by Day

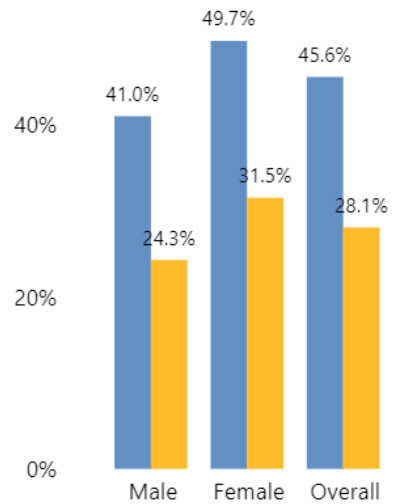
At Least One Dose Fully Vaccinated

Data from last five days especially subject to change.



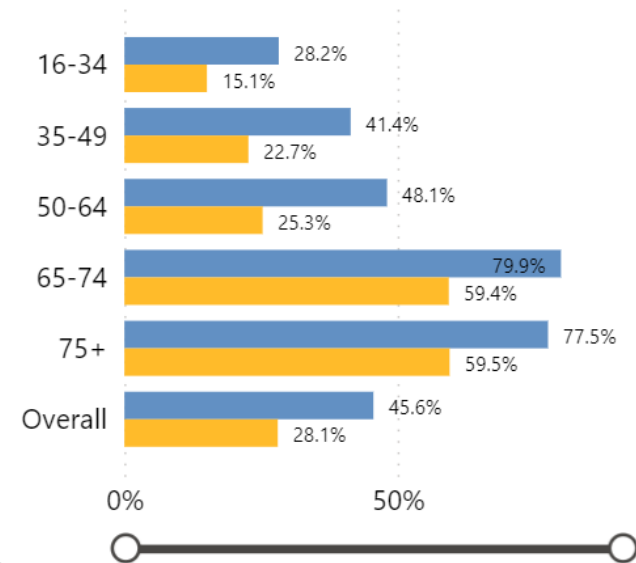
Doses by Gender (% of population >= 16 years)

At Least One Dose Fully Vaccinated



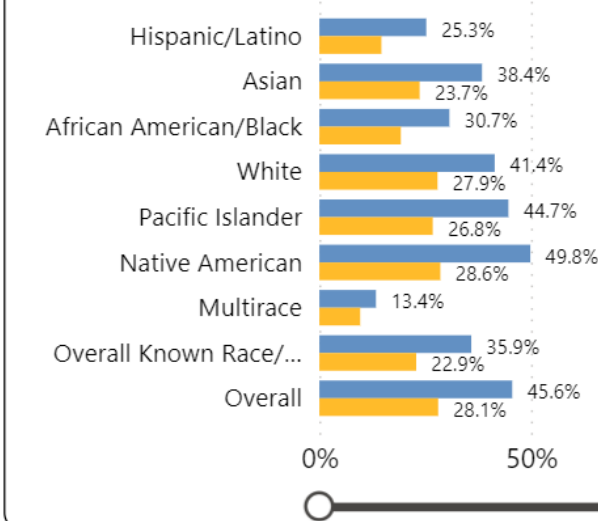
Doses by Age Group (% of population)

At Least One Dose Fully Vaccinated



Doses by Race/Ethnicity (% of population >= 16 Years)

At Least One Dose Fully Vaccinated

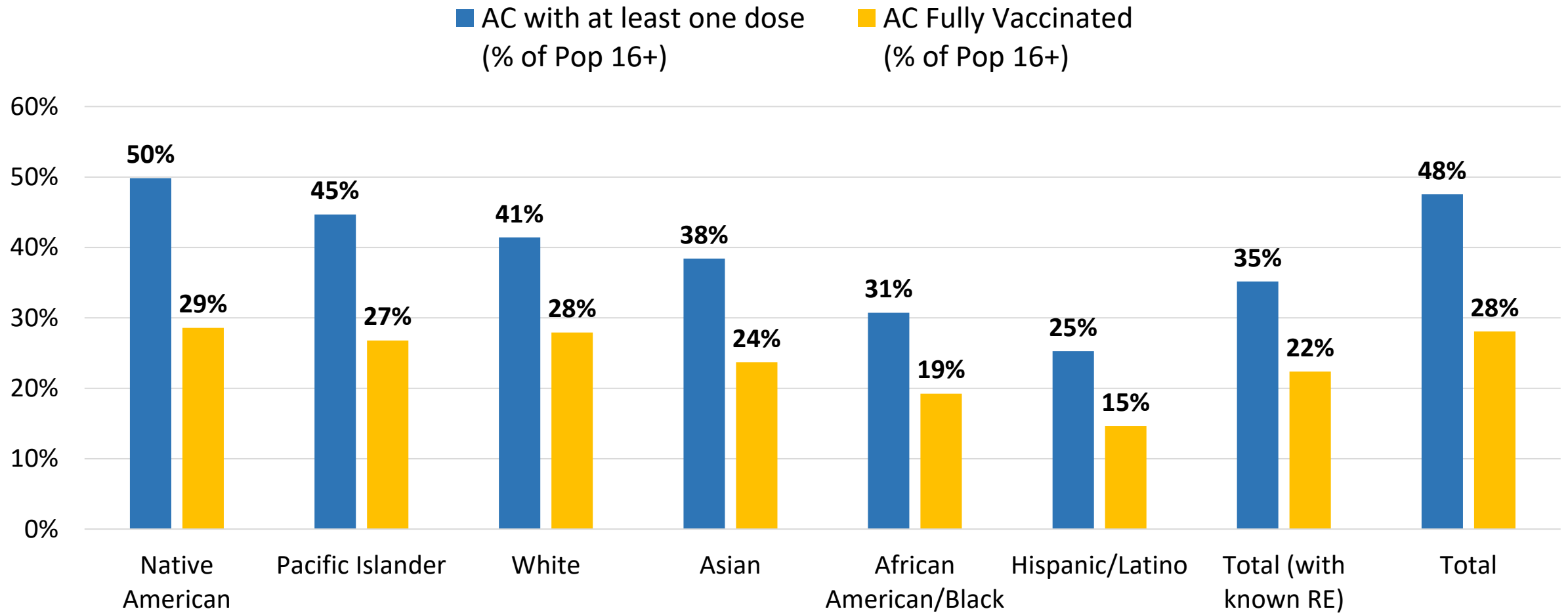


% of population >= 16 Years

Place	At Least One Dose	Fully Vaccinated
Alameda	53.5%	34.6%
Albany	59.1%	36.4%
Ashland	36.0%	21.8%
Berkeley	49.0%	31.1%
Castro Valley	52.4%	34.2%
Cherryland	39.0%	23.2%
Dublin	40.3%	23.1%
Emeryville	43.3%	25.4%
Fairview	48.0%	32.3%
Fremont	43.0%	25.0%
Hayward	43.9%	27.0%
Hayward Acres	32.7%	19.0%
Livermore	43.2%	27.8%
Newark	42.0%	24.8%
Oakland	45.1%	27.5%
Piedmont	67.6%	44.1%
Pleasanton	45.8%	28.4%
Remainder of County	42.6%	26.5%
San Leandro	47.2%	28.6%
San Lorenzo	47.1%	28.4%
Sunol	51.8%	34.8%
Union City	47.0%	28.3%

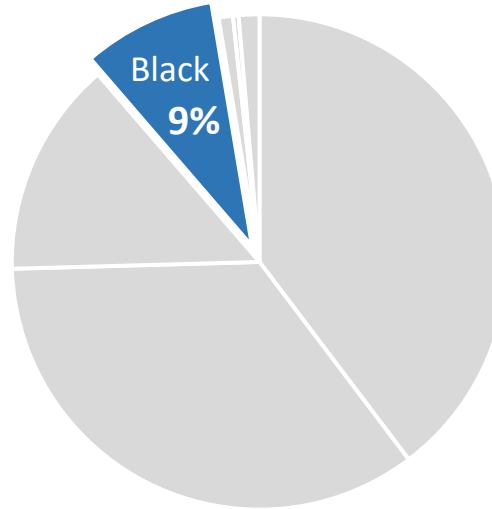


Doses by Race/Ethnicity: Percentage of 16+ Population who received at least one dose and who are fully vaccinated

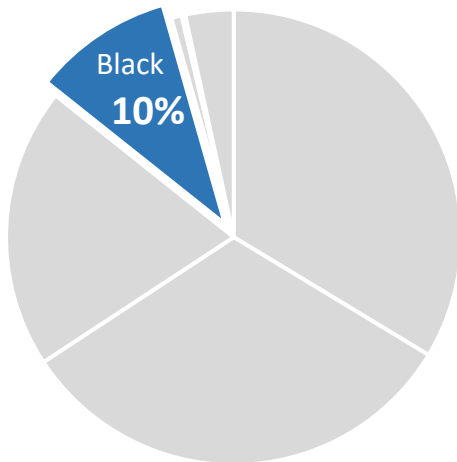


Source: [AC Vaccination Dashboard](#), 4.4.21

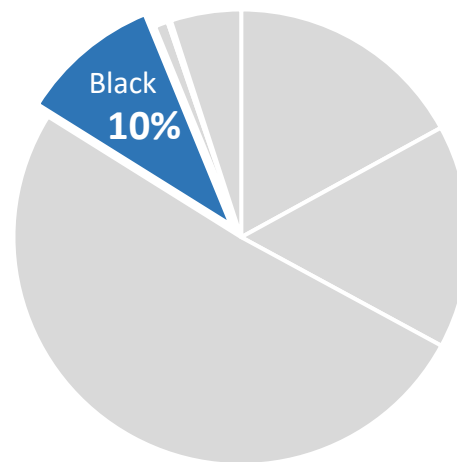
Percentage of Residents by Race/Ethnicity who Received at Least One Dose



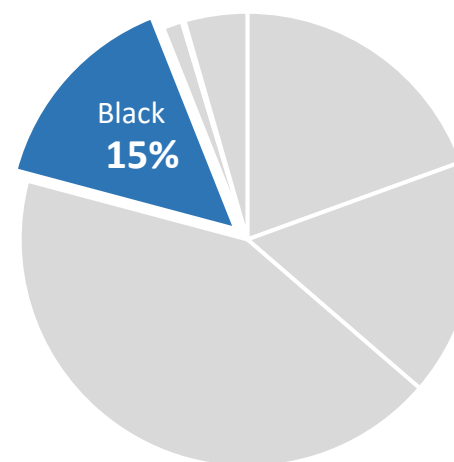
Percentage of County Population



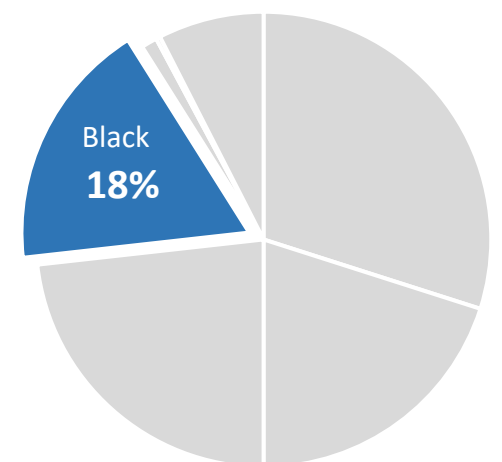
Percentage of Cases



Percentage of Hospitalizations



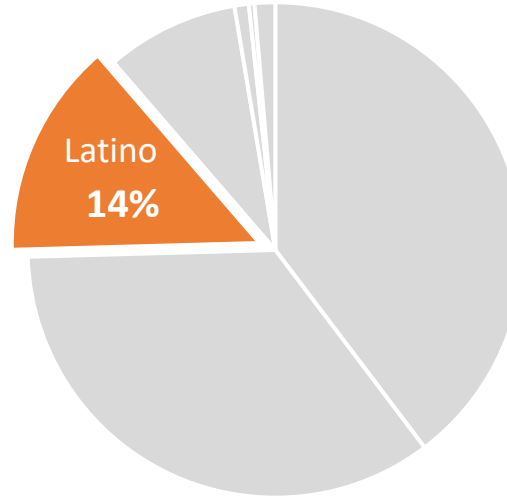
Percentage of Deaths



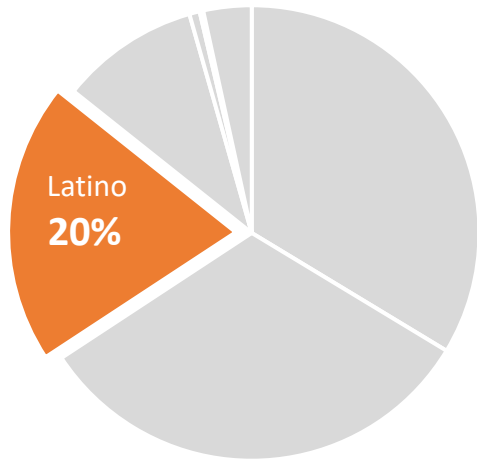
Source: ACPHD, with data from ESRI; County Dashboard as of 4.4.21 for cases/deaths and as of 1.20.21 for hospitalizations; County Dashboard/CAIR as of 4.4.21



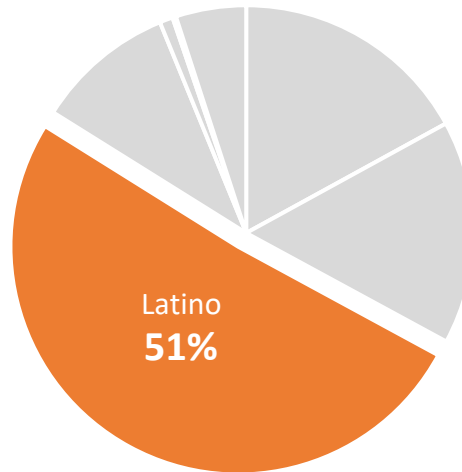
Percentage of Residents by Race/Ethnicity who Received at Least One Dose



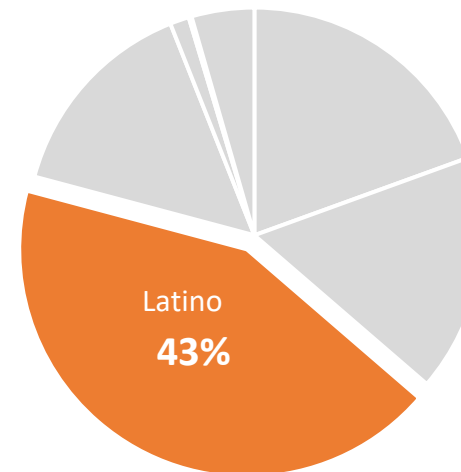
Percentage of County Population



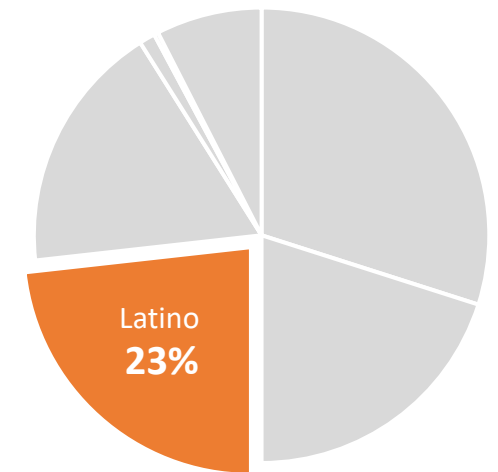
Percentage of Cases



Percentage of Hospitalizations



Percentage of Deaths



Source: ACPHD, with data from ESRI; County Dashboard as of 4.4.21 for cases/deaths and as of 1.20.21 for hospitalizations; County Dashboard/CAIR as of 4.4.21



Currently Vaccinating*

as supply permits

- People aged 50+
- People aged 16+ AND with high-risk medical conditions and disabilities
- People aged 16+ AND living in priority zip codes: 94601, 94603, 94605, 94606, 94607, 94621, 94541, 94544, 94545, 94577, 94578, 94580
- Food/Agriculture/Restaurant/Grocery workers
- Emergency Services workers
- Education/Childcare workers
- People aged 16-64 with high-risk medical conditions and disabilities
- Public transit workers, janitors, utility workers
- People experiencing homelessness

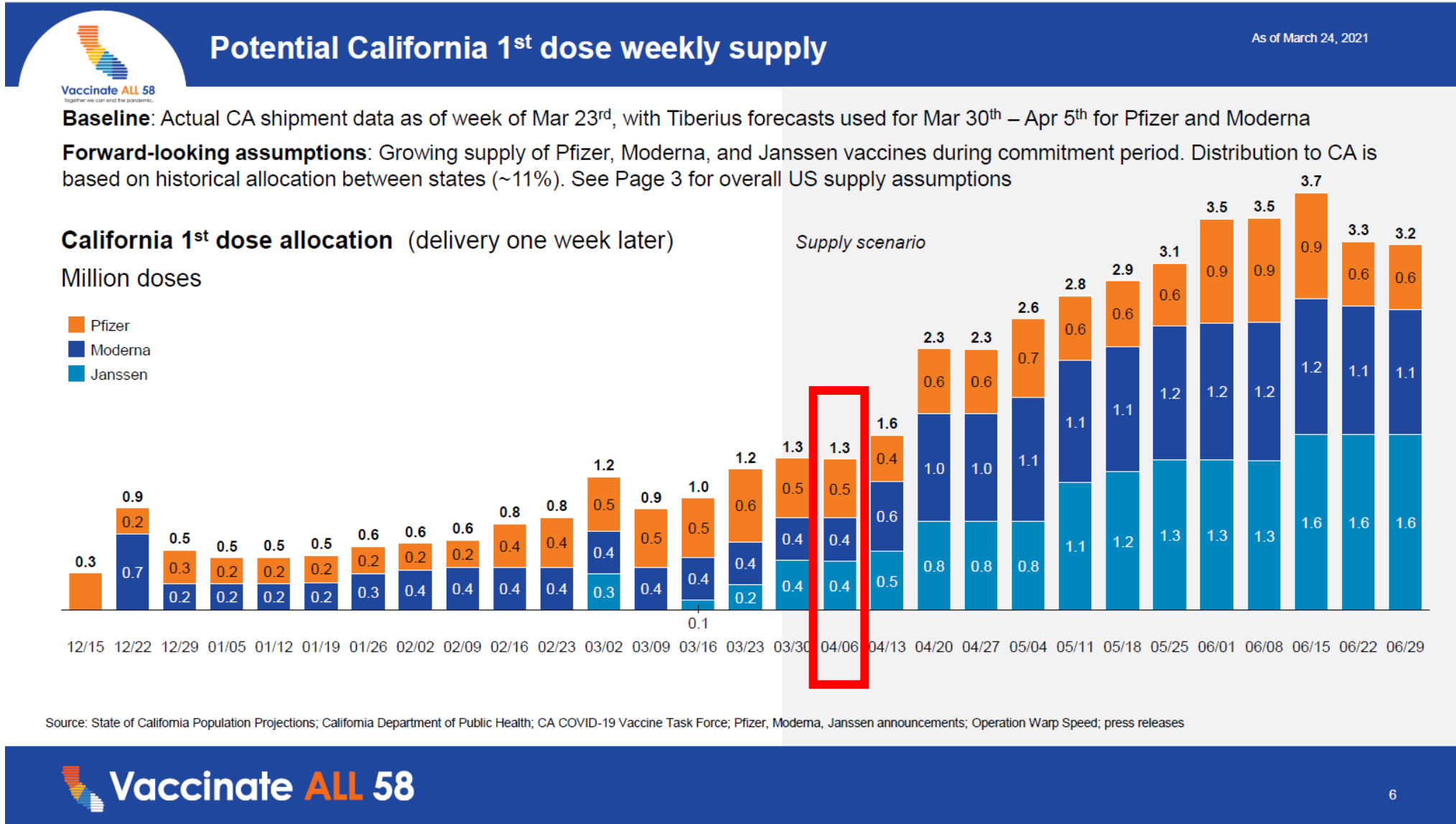


Coming Soon

People aged 16+
New appt system (OLTRA)



Vaccine Availability



Increasing Access for those with Lower Mobility (65+, Conditions)

Homebound and low-mobility residents

- [RFP](#) to fund mobile vaccinations including popup clinics, home visits-- **due April 15**
- Vaccine notification form collects info about mobility needs: <https://covid-19.acgov.org/vaccines>
 - 128 people requesting in-home vaccinations have signed up + 60 from CBOs
 - Public Health Nurses + City Fire Depts will begin vaccinations week of April 12
- Outreach via Meals on Wheels providers, CBOs, FBOS

Paratransit access to fixed location PODs

- LAVTA will provide single ride for drive-through vaccination sites at the Fairgrounds, for residents in the Tri-Valley Area
- East Bay Paratransit has not agreed to single rides
- Paratransit information in multiple languages available at covid-19.acgov.org/vaccines#paratransit



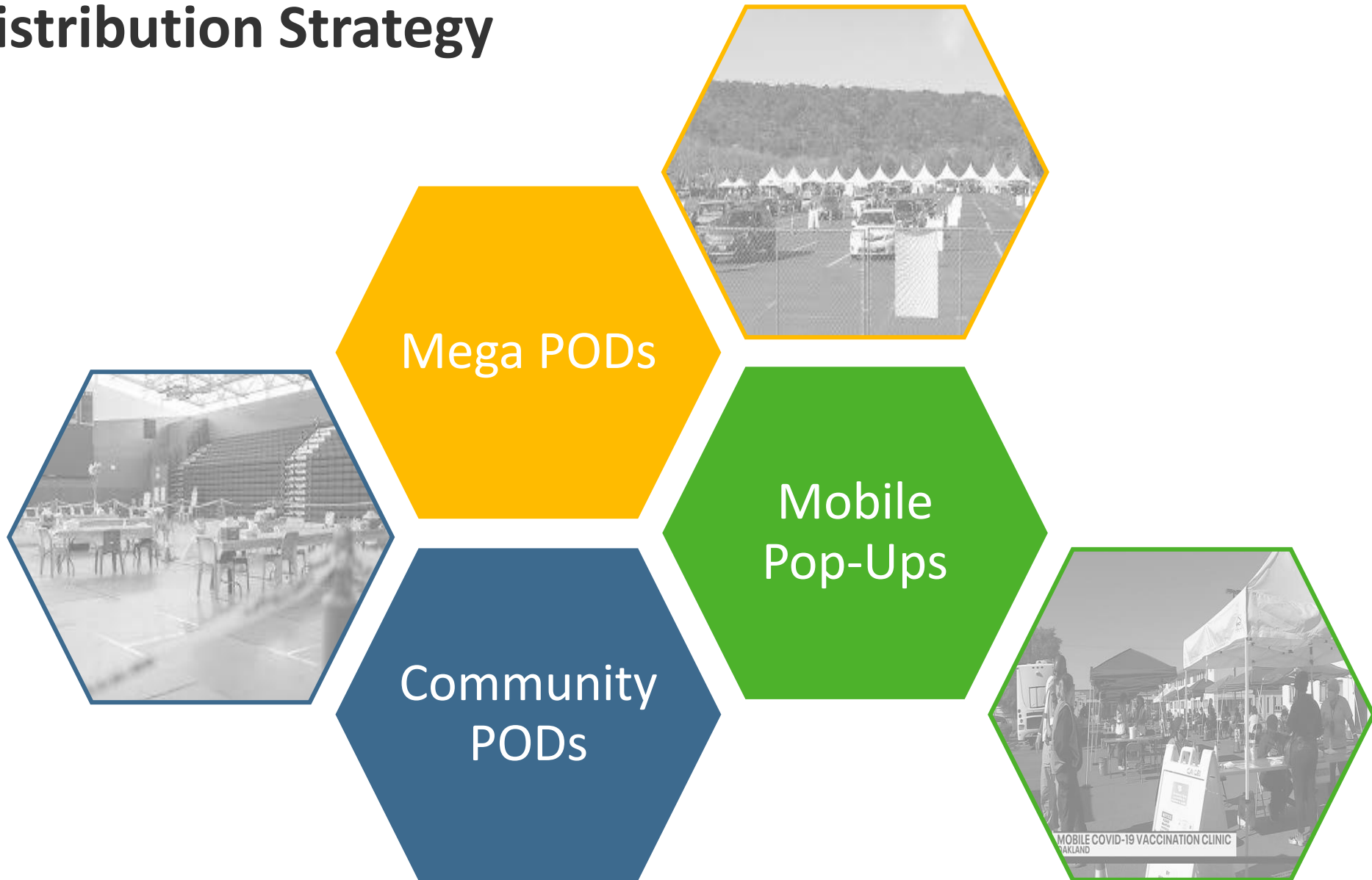
Pop-up vaccination clinics

- All residents and staff of Long-Term Care Facilities and all Senior Housing locations have been offered the vaccine through pharmacy partnerships **51,064** doses
- Planning vaccinations at all affordable housing units with pharmacy partners.
- Over 2,000 vaccine doses delivered partner sites:
 - Friends of Children w/Special Needs
 - Ability Now
 - Homies Empowerment
 - CCS & Regional Center
 - Hively
 - ACOE
 - Muhajreen Mosque
 - Islamic Society of the East Bay



4. County Community Strategy

Vaccine Distribution Strategy



Community Coalition Rationale

- Inequities will continue to persist
- Builds upon proven, effective best practice: working closely with CBOs at a hyper-local level to reach disproportionately impacted communities
- Coalition is a mixture of neighborhood and community-based organizations leveraged for success
- Enables site-by-site curation to meet community needs
- Ensures high-quality service continuity as pandemic evolves
- Strengthens existing partnerships and identifies new partners
- Creates opportunities for volunteers and County staff to participate alongside community partners



Community Points of Dispensing (POD) Models



Community-based Coalition

- Community-based organizations hold all vaccine POD roles
- County provides strategic oversight and quality assurance



Community/County Partnership

- POD roles held jointly by community organizations and county staff
- County provides strategic oversight and quality assurance



County-operated

- County staff hold all vaccine POD roles
- County provides strategic oversight and quality assurance

FOUNDATIONAL HCSEA ROLES

- Strategic Oversight and Planning
 - ✓ Data-informed
 - ✓ Vaccine policy
 - ✓ Partnership Development
- Quality Assurance
- Training and Technical Assistance
- Evaluation
- Coordination

SUPPORTING OUR PARTNERS

- COVID response system includes many community partners in a variety of roles
- Intention to expand and maintain response until reaching community safety from COVID-19
- We must resource the continued work of our community partners
 - RFQ opportunities



Questions?



Oakland Coliseum: numbers as of 4/2/21

- **~40-43% of doses** delivered at the Coliseum **went to Alameda County residents**
 - ~306k doses administered
 - ~132k doses administered to Alameda County residents
- **Coliseum accounts for ~14% of all doses** given to Alameda County residents
 - ~938,000 total doses delivered in Alameda County



Oakland Coliseum Update

- HCSA working with State and Federal partners to determine next phase of Coliseum site



Photo source: KTVU 4.5.2021

What changes would increase community participation?



5. Panelist Announcements

6. Panelist Comment/Q&A

