

La siguiente presentación tiene servicio de interpretación al español.


Para iniciar esta función:

1. Haga clic en el icono de Interpretación
  2. Seleccione español como idioma
- Opcional: Para escuchar solo el audio en español, haga clic sobre "Mute Original Audio"

The following presentation has interpretation in Spanish.

To start this function:

1. Click the Interpretation icon
  2. Select Spanish as your language
1. Optional: To listen to only Spanish audio, click on "Mute Original Audio"



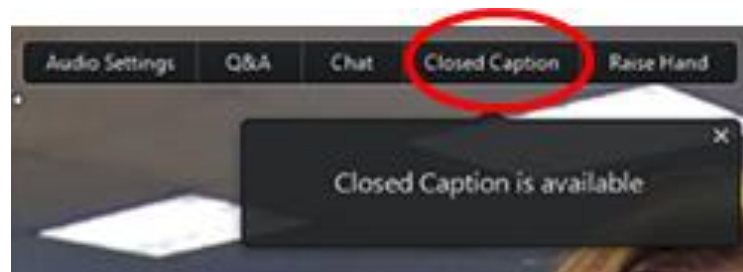
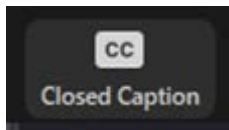
For PC and Android



For iPhone and Mac

## Using Closed Captioning

- Click **Closed Caption** in the controls at the top or bottom of your screen
- After selecting Closed Caption, you will see the captioning at the bottom of your screen.
- If you need to adjust the caption size
  - Click on the arrow next to stop/start video and choose Video Settings
  - Click on Accessibility
  - Move the slider to adjust the caption size



## Como Usar los Subtítulos

- Haga click sobre Closed Caption en los controles arriba en su pantalla
- Después de seleccionar “Closed Caption”, verá los subtítulos al pie de su pantalla
- Si necesita ajustar el tamaño de los subtítulos
- Haga click sobre la flecha cerca de “stop/start video” y elija “Video Settings”
  - Haga click en “Accessibility”
  - Mueva el deslizador para ajustar el tamaño de los subtítulos



# Alameda County COVID-19 Vaccine Community Advisory Group

[COVAX@acgov.org](mailto:COVAX@acgov.org)

Meeting 6  
March 9, 2021



Alameda County  
Health Care Services Agency



Alameda County Public Health Department  
Celebrating Healthy People in Healthy Communities

# Agenda

1. Housekeeping & Welcome
2. Informed Choices: Vaccine Acceptance & Access
3. County Vaccine Update
4. Announcements/Partner Updates
5. Chat Q&A

Panelists:

Please keep your microphone on mute  
while not speaking

Attendees:

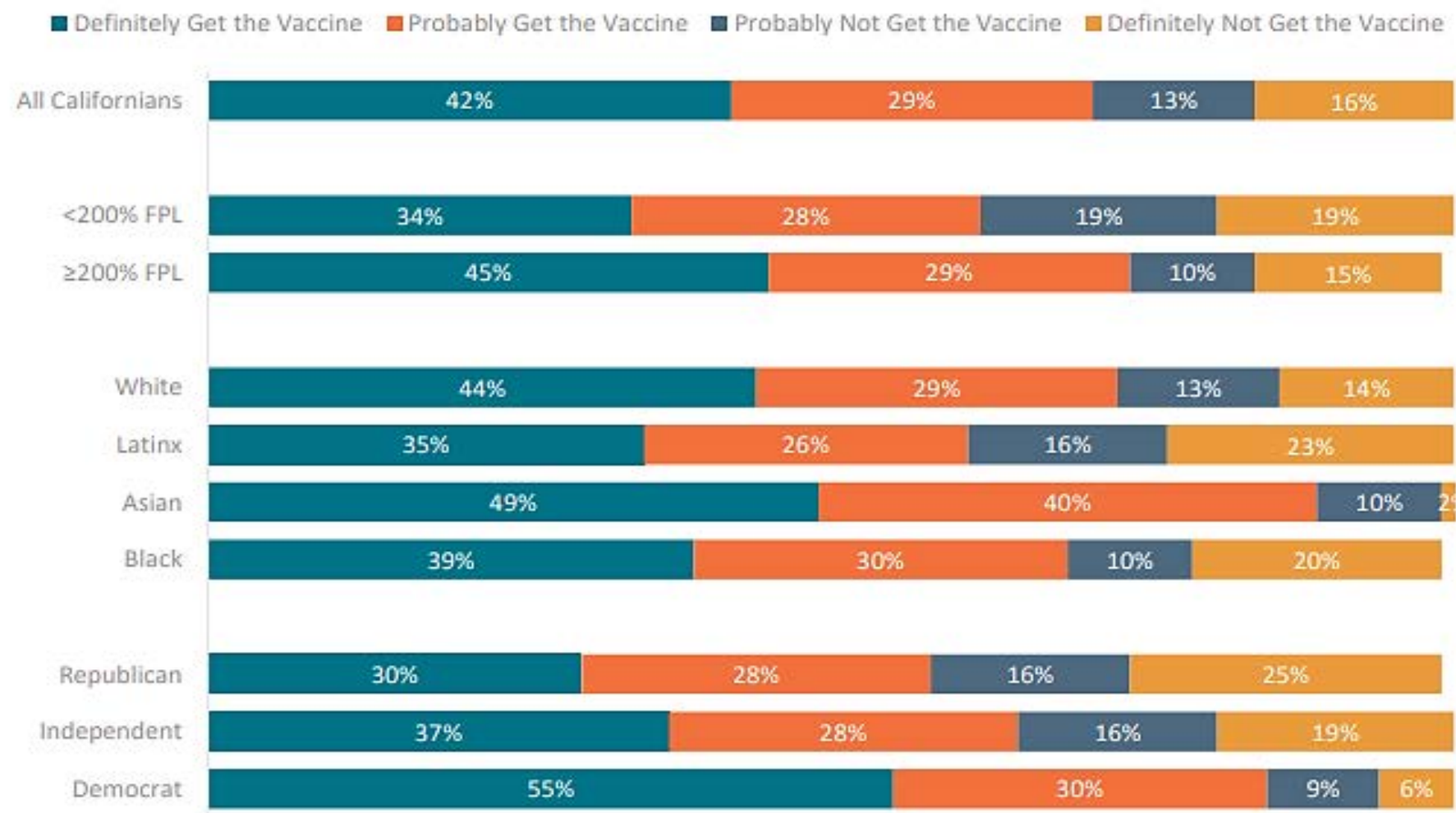
Feel free to include questions in the Chat



## 2. Informed Choices: Vaccine Acceptance & Access



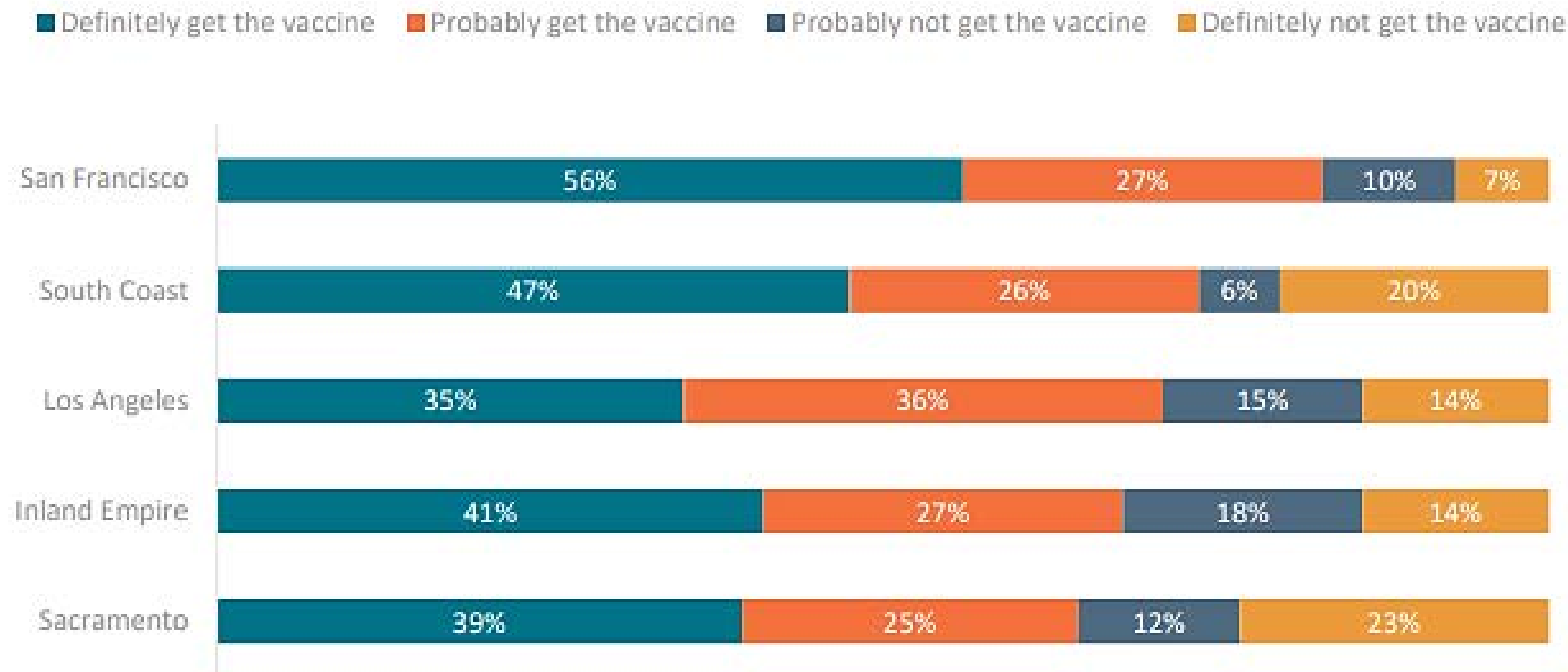
# COVID-19 vaccine acceptance in California



Notes: CHCF/NORC California Health Policy Survey (November 19, 2020–January 12, 2021). See detailed topline for full question wording and response options. Figures may not sum due to rounding. FPL is federal poverty level.

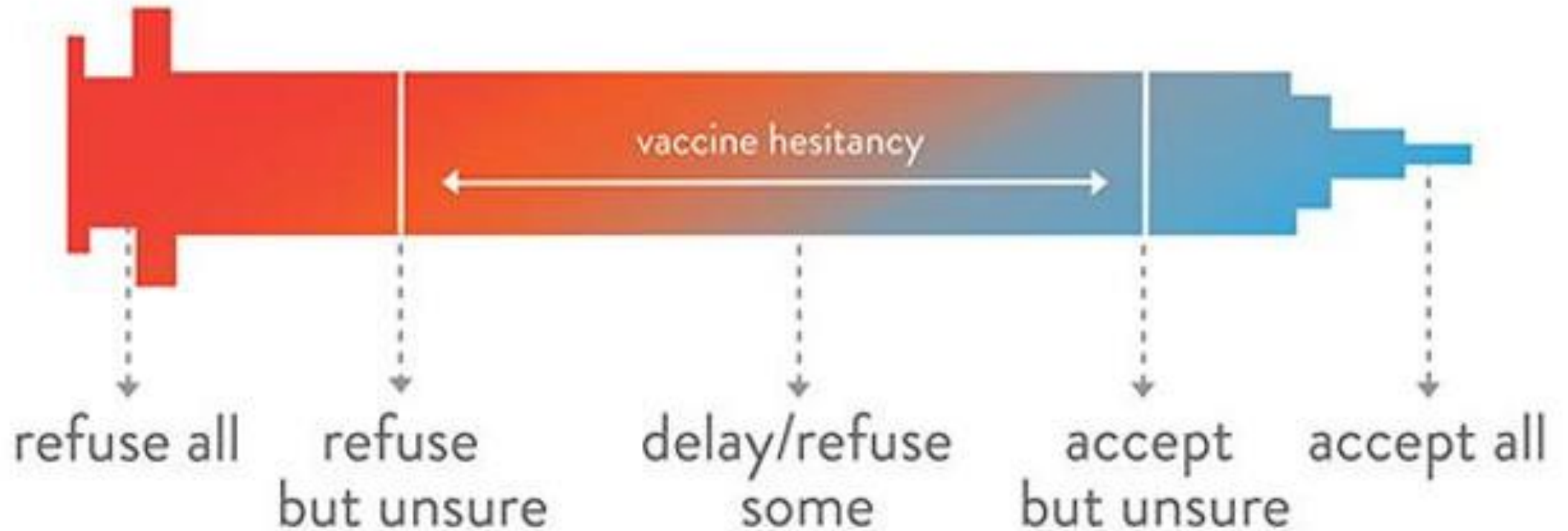


# COVID-19 vaccine acceptance by California region



Notes: CHCF/NORC California Health Policy Survey (November 19, 2020–January 12, 2021). See detailed topline for full question wording and response options. Figures may not sum due to rounding.

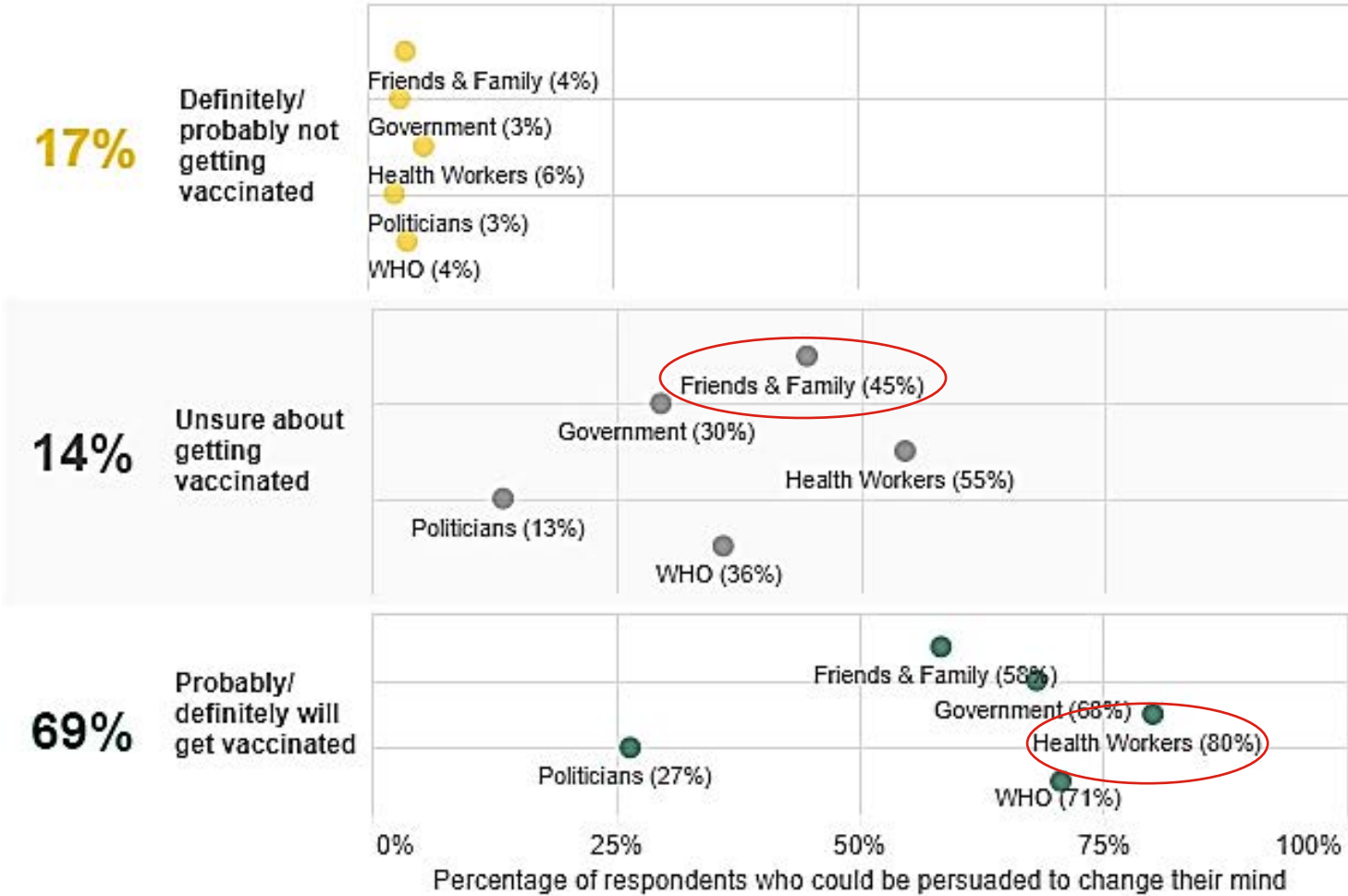
# Continuum of Vaccine Acceptance



**Audience for Education and Information**



# Influencers for vaccine decisions



# Messages of the Week

- **Join the conversation.** Our new COVID-19 Community Voices campaign is now available on [YouTube](#) and features three new faith leader vaccine testimonials from Rev. Dr. Lawrence Van Hook, Pastor Gerald Agee, and Bishop Bob Jackson. Visit often for new content and [let us know](#) if you want to join the conversation.
- **The conversation: between us, about us** is a new campaign to provide Black communities with credible information about COVID-19 vaccines. Co-developed by [Kaiser Family Foundation](#) and the [Black Coalition Against COVID](#), the [series](#) debuted with a [launch video](#) on YouTube features W. Kamau Bell in an open, honest conversation that gets to the heart of Black people's questions and concerns. [Learn more](#) and help get the word out.
- **Get vaccinated with the first vaccine available to you.** Getting vaccinated will help protect all of us from COVID-19 and people should take the first shot they are offered. Any of the COVID-19 vaccines will reduce severe disease and locations to get vaccinated continue to expand for people who meet current eligibility framework.



*Follow us @Dare2BWell*



Alameda County  
Health Care Services Agency



Alameda County Public Health Department  
Celebrating Healthy People in Healthy Communities

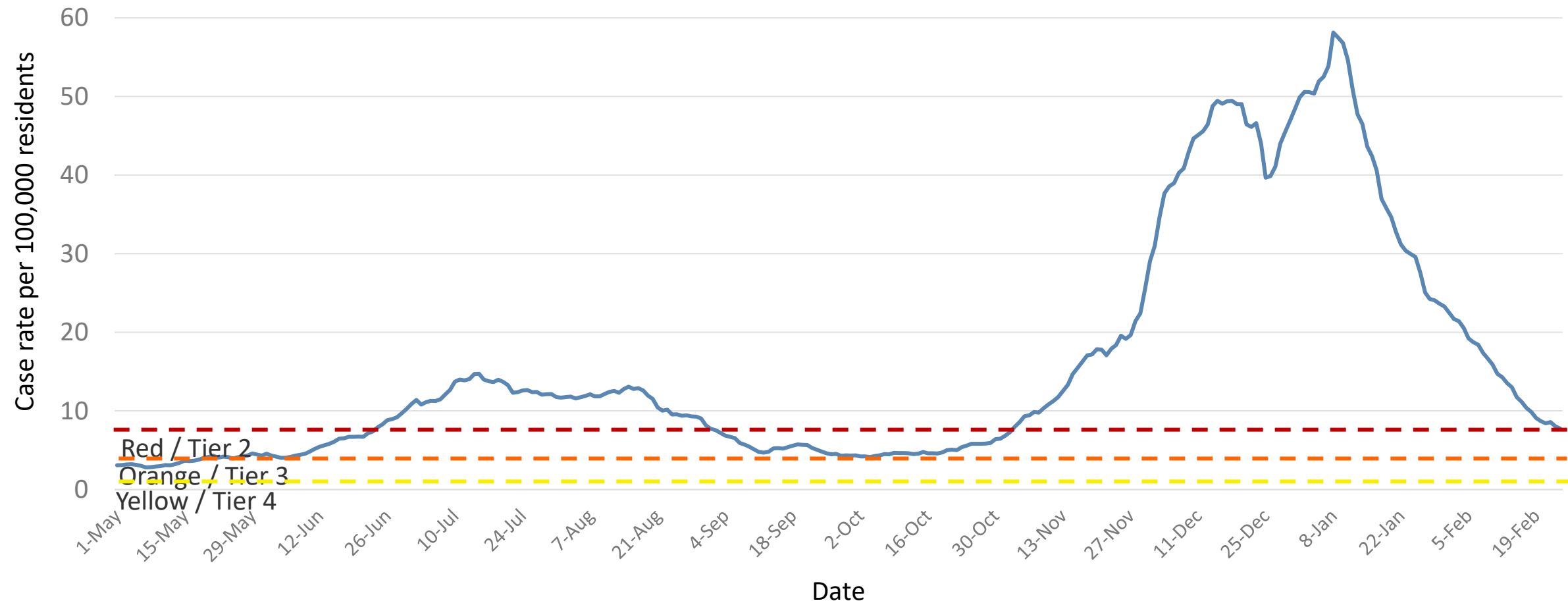
# Discussion

- Messaging
- Informed choice
- Transparency in partnerships
- Community feedback & needs



# 3. County Vaccine Update

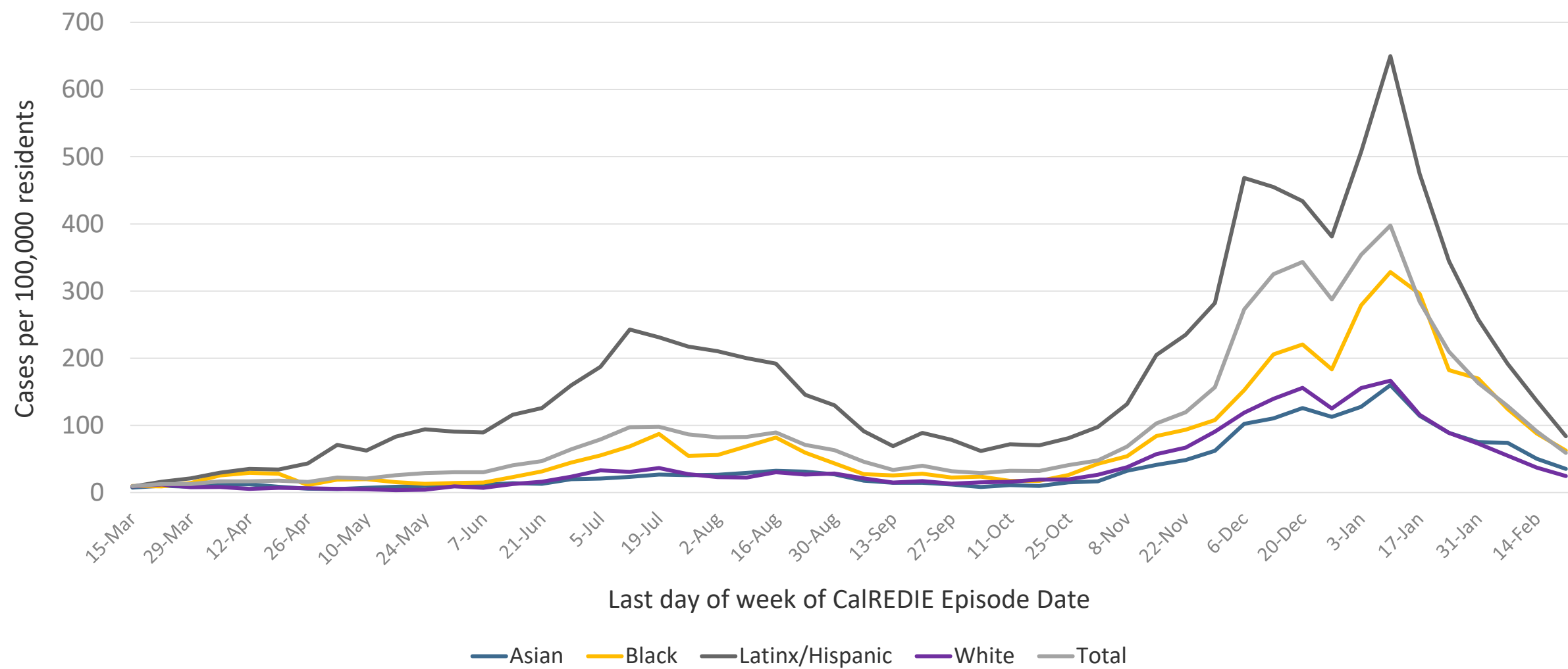
# Alameda County COVID-19 Daily Case Rate



— New cases per 100,000 per day, 7-day average, by episode date

Includes City of Berkeley  
Source: CalREDIE Data Distribution Portal download March 4, 2021 9:30 am.

# Alameda County COVID-19 weekly case rate



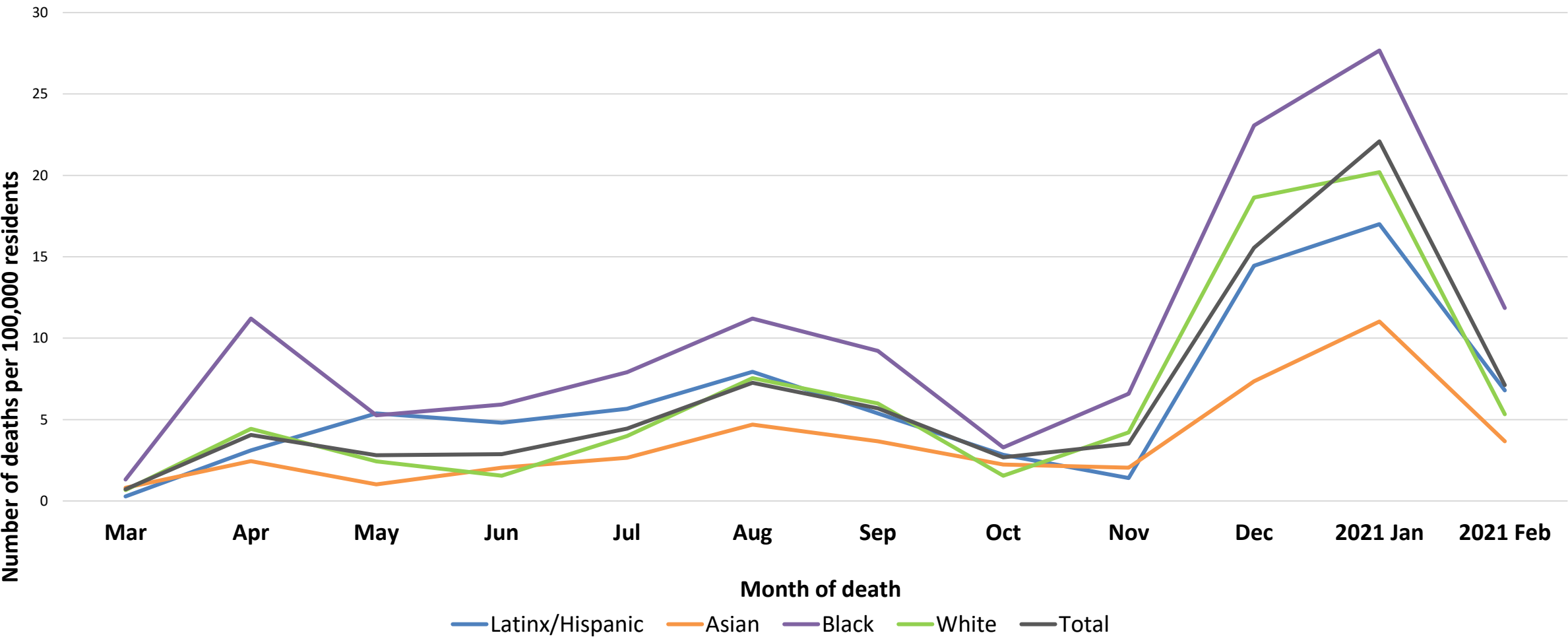
Includes City of Berkeley

Source: CalREDIE Data Distribution Portal download March 4, 2021 9:30 am.





# Alameda County COVID-19 death rates by race/ethnicity, 2020-21



# Shelter in Place

- Red Tier expected this week, effective Wednesday
  - Indoor dining, movies, museums, gyms; capacity limits
  - Middle and high schools may open
  - Most changes for Purple and Red Tier not effective until 4/1
    - Outdoor live events, incl pro sports audiences
    - Indoor live events
    - Amusement parks
    - Private events and gatherings with restrictions, very limited if food or indoors
- Increased re-opening means increased risk for viral spread
  - Please continue to take precautions to protect yourself and others
- Variants
  - Small number of travel related B.1.1.7 and B1.351 reported in AC
  - B1.429/427 is circulating



# State vaccine updates

- People with disabilities and underlying health conditions eligible 3/15/21
  - Encouraged to check with health care provider or pharmacy first
  - Template letter to be signed by health care provider if using County POD
- Transition to third party administrator for vaccine allocation by 3/31/21
- Vaccine allocation:
  - 40% of vaccine to lowest income zip codes statewide
  - 3 in Alameda County: in East Oakland and Fruitvale
- Modifications to Blueprint (guides re-opening) to reflect vaccine
  - Relaxes rules for reopening as statewide goals for vaccination met



# Janssen (J&J) vaccine approved for emergency use

- **Highly effective at preventing severe disease and death**
  - Traditional vaccine (non-mRNA)
  - Single dose
  - 85% effective in preventing severe COVID-19 after 28 days
  - Completely protective against COVID-19 hospitalization and death
- **How does it compare to Pfizer & Moderna?**
  - Comparing efficacy is apples to oranges because no head-to-head studies done
  - Janssen is a different type of vaccine and was tested during different phase of the pandemic
- **Bottom line:** all three currently available vaccines are effective at preventing severe disease and death from COVID-19



# Potential Advantages of the Janssen Vaccine:

- 1) A single-dose schedule can more easily reach people who are:
  - a) Difficult to find and who might not to return for second dose
  - b) Without a medical home; harder to follow-up or contact
  - c) With limited transportation
  - d) Homebound
  - e) Might not return for second dose due to fear of adverse events
  - f) Prefer a single-dose or traditional vaccine
- 2) Stable storage in a refrigerator for up to three months
  - a) Easy storage and transport for a mobile clinic
- 3) Less expensive, for settings where the government does not subsidize costs.



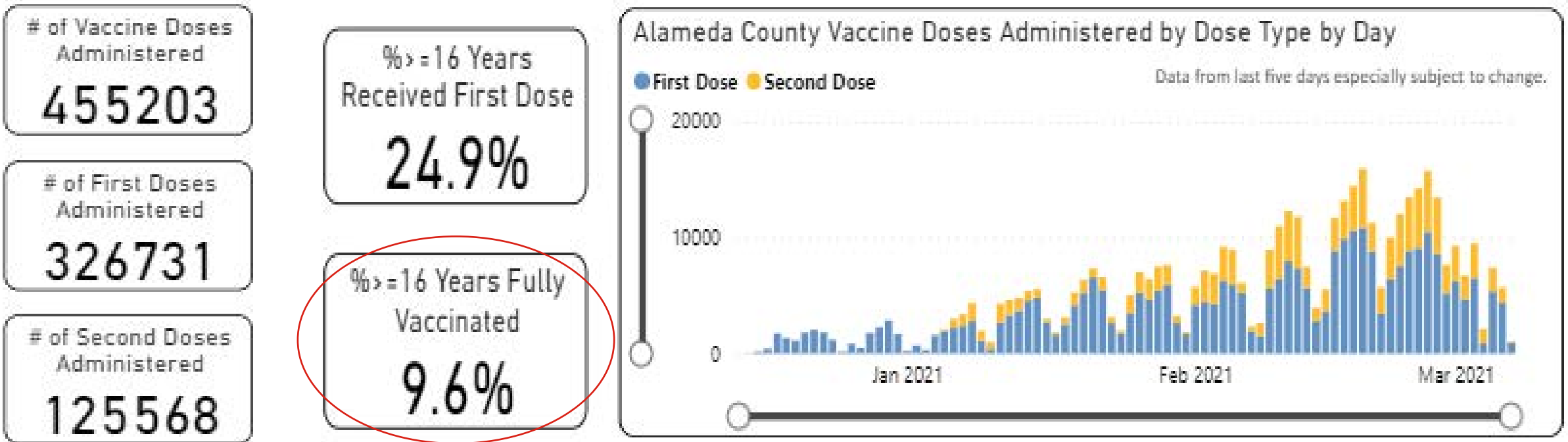
# COVID-19 Vaccines

	Pfizer	Moderna	Janssen (J&J)
COVID-19 Vaccine Type	mRNA	mRNA	viral vector
Doses needed	2	2	1
Potential side effects	Injection site pain, fatigue, headache, muscle pain, joint pain, chills, fever	Injection site pain, fatigue, headache, muscle pain, joint pain, dose	Fatigue, headache, muscle pain
Protection against serious illness	95% after 2 <sup>nd</sup> dose	94% after 2 <sup>nd</sup> dose	77% after 14 days 85% after 28 days
Protection against death	100%	100%	100%
Causes COVID-19 or changes genetic material	No	No	No
Safe and Effective	✓	✓	✓



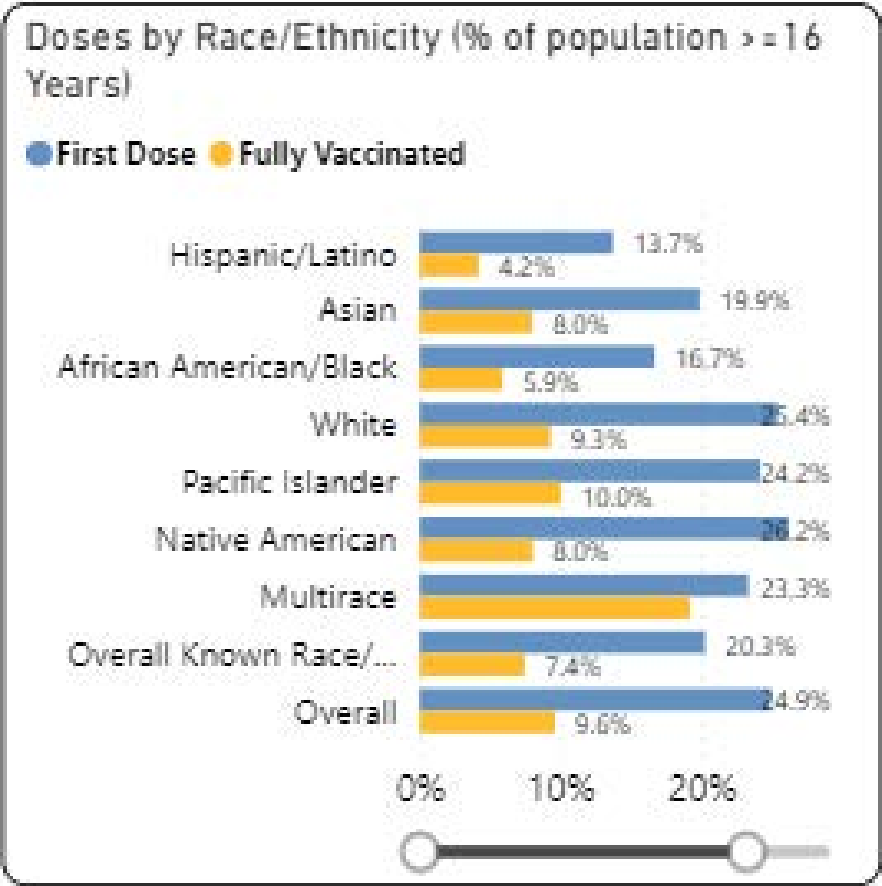
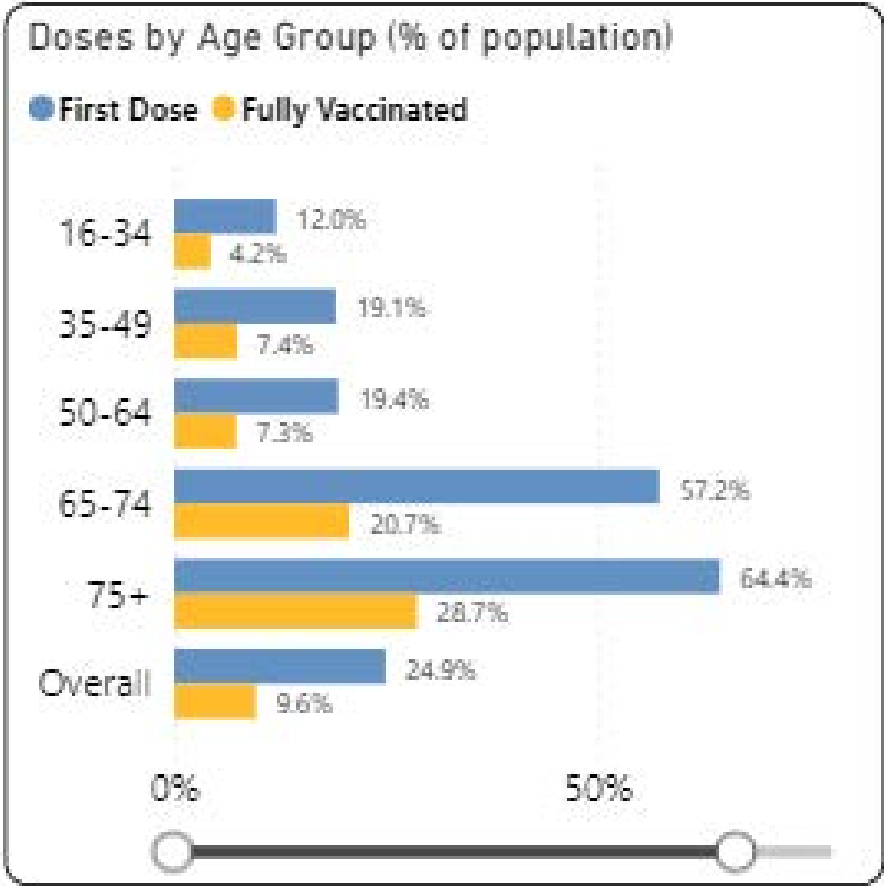


# Vaccination among Alameda County Residents



*Source: CAIR database, reflects vaccine received by Alameda County residents in all settings*

# Vaccination among Alameda County Residents



% of population >= 16 Years		
Place	Received First Dose	Fully Vaccinated
Alameda	29.6%	11.1%
Albany	32.3%	11.7%
Ashland	17.5%	6.7%
Berkeley	27.6%	10.6%
Castro Valley	30.0%	11.7%
Cherryland	19.7%	8.6%
Dublin	19.8%	7.3%
Emeryville	22.2%	9.0%
Fairview	27.8%	10.7%
Fremont	21.5%	9.2%
Hayward	22.9%	9.1%
Hayward Acres	15.3%	6.5%
Livermore	24.8%	8.7%
Newark	21.5%	8.6%
Oakland	24.8%	9.0%
Piedmont	42.2%	19.9%
Pleasanton	28.1%	10.7%
Remainder of County	26.8%	9.5%
San Leandro	26.3%	9.5%
San Lorenzo	25.5%	8.5%
Sunol	33.2%	12.7%
Union City	26.7%	11.6%

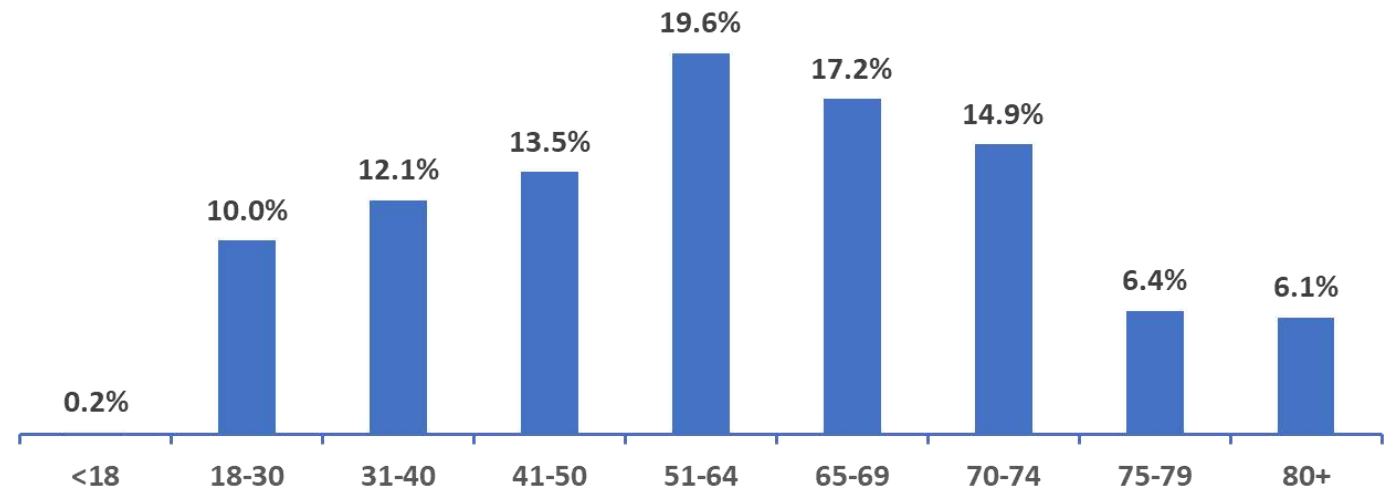
Source: CAIR database, reflects vaccine received by Alameda County residents in all settings

# Vaccination at Alameda County PODs

- 60,343 first doses administered through 3.1.21 at the following sites:

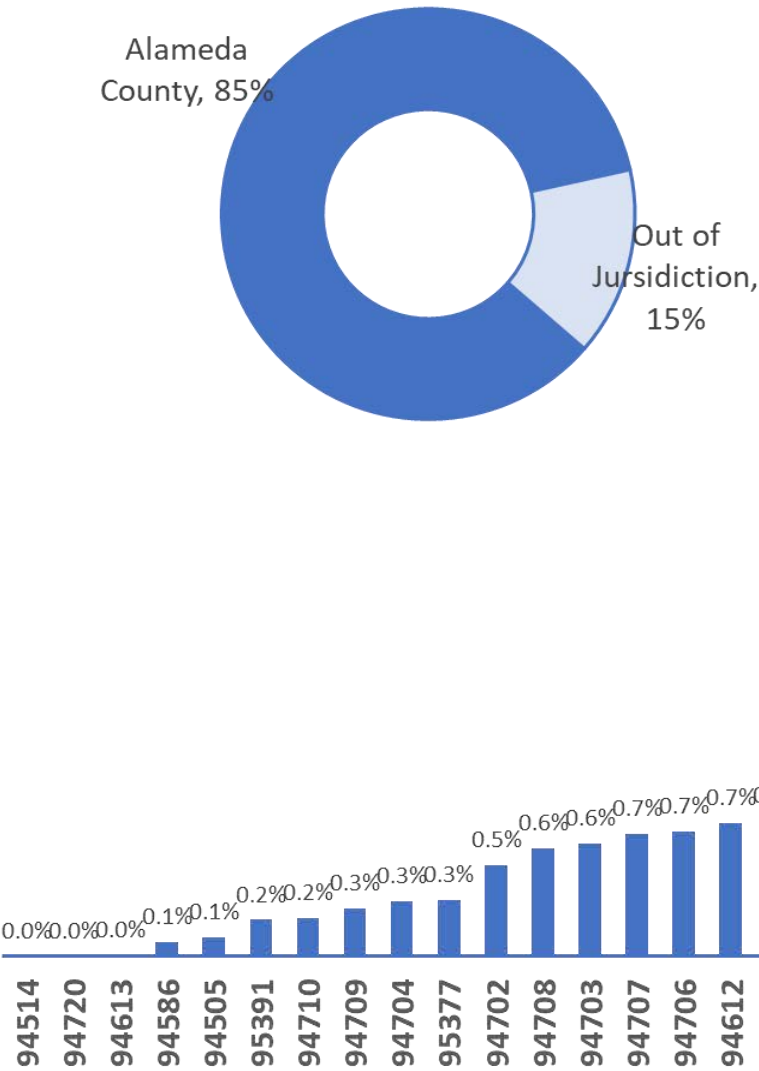
- St. Rose Hospital
- Lake Merritt BART
- Castro Valley Library
- Fremont High School, Oakland
- Alameda County Fairgrounds
- Office of Emergency Services
- Fire Dept Pop-Ups
  - Tiburcio Vasquez (South Hayward, Union City, San Leandro/Cherryland)
  - La Clinica (Fruitvale)
  - Hayward Fire Clinic
- Mobile vaccinators for Long-Term Care Facilities and senior homes (private pharmacies)

Doses Administered by Age Group  
@ Alameda County PODs through 3.1.21



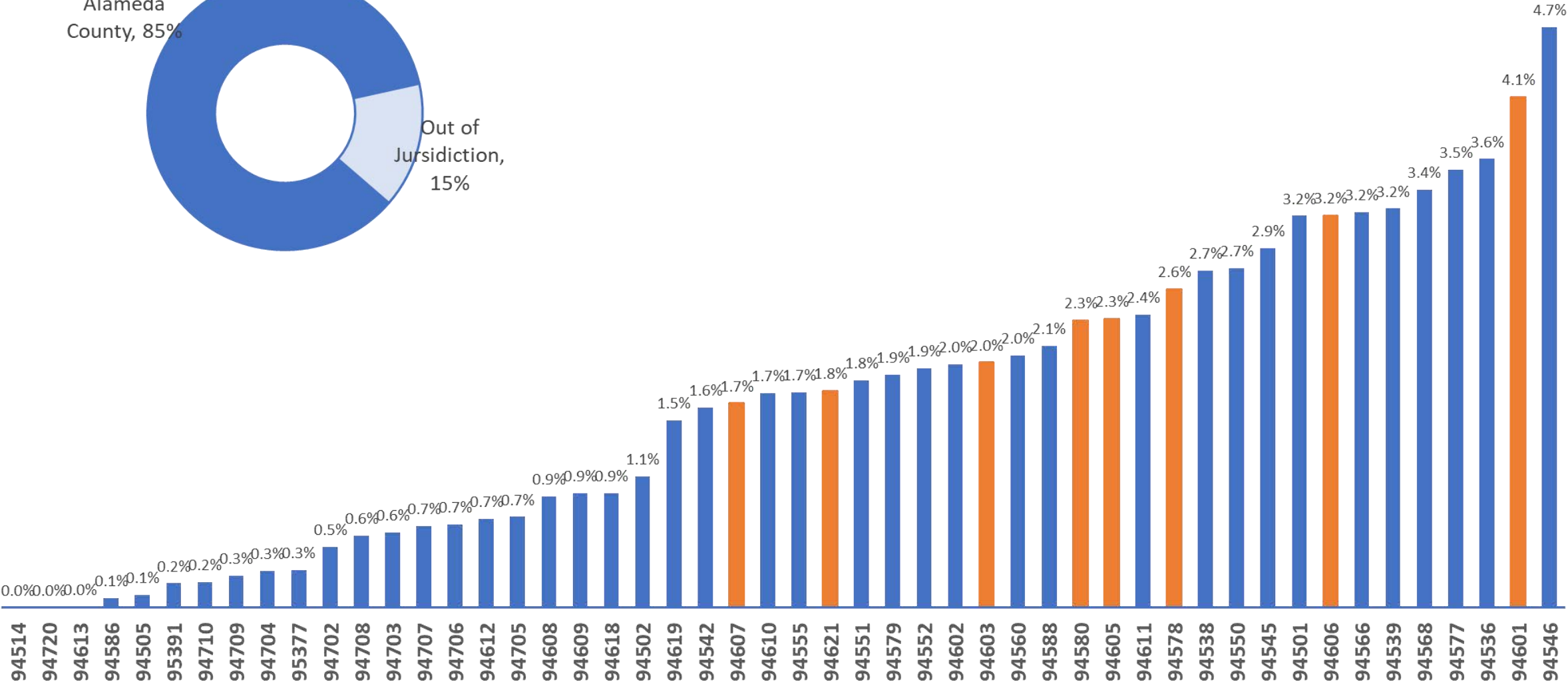
# Doses Administered by County of Residence

@ Alameda County PODs through 3.1.21

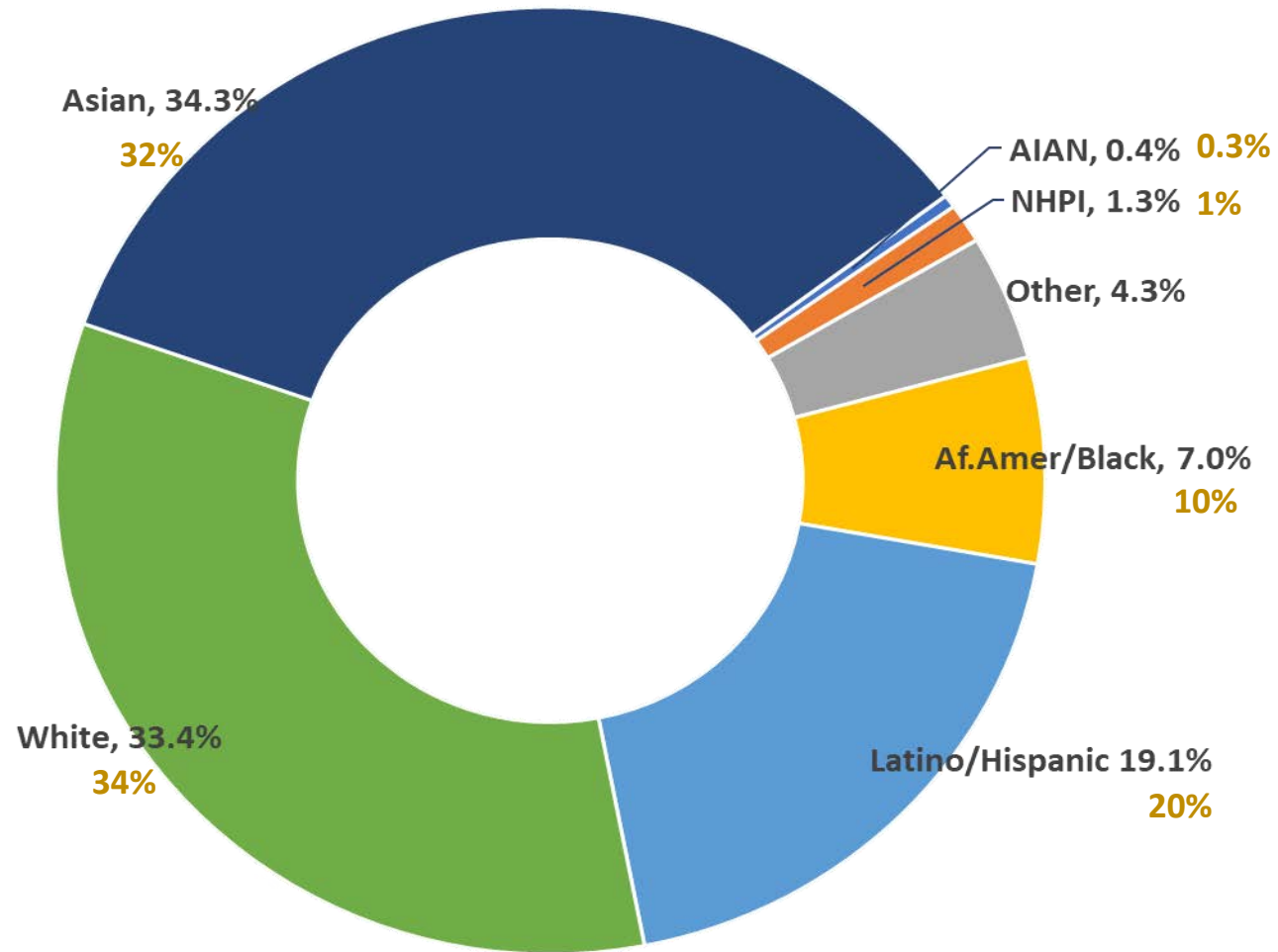


# Doses Administered by Zip Code of Residence

@ Alameda County PODs through 3.1.21  
among 85% who are AC residents; orange = high priority zip codes



## Doses Administered by Race/Ethnicity @ Alameda County PODs through 3.1.21

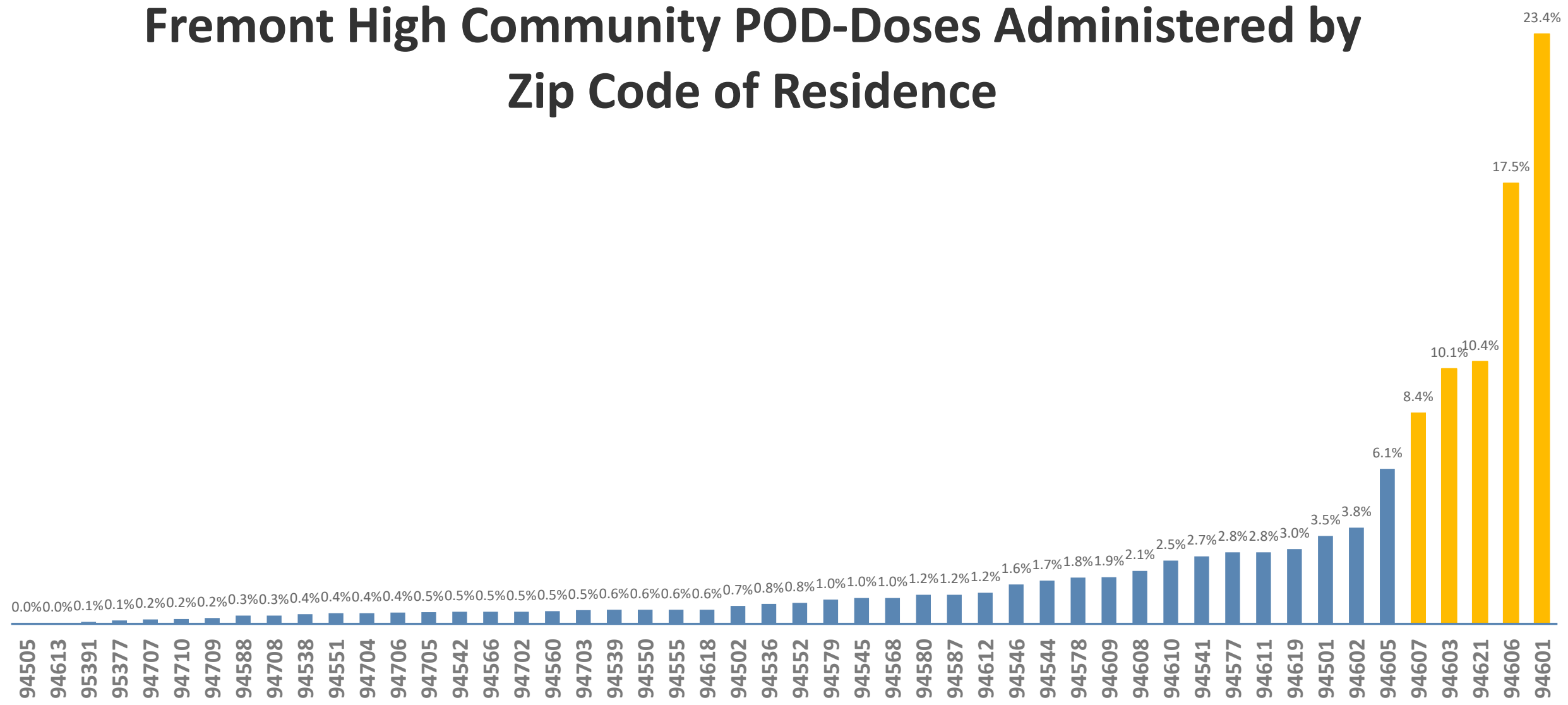


**Black font = % of Total doses administered**

**Orange font = % of County population over age 16**

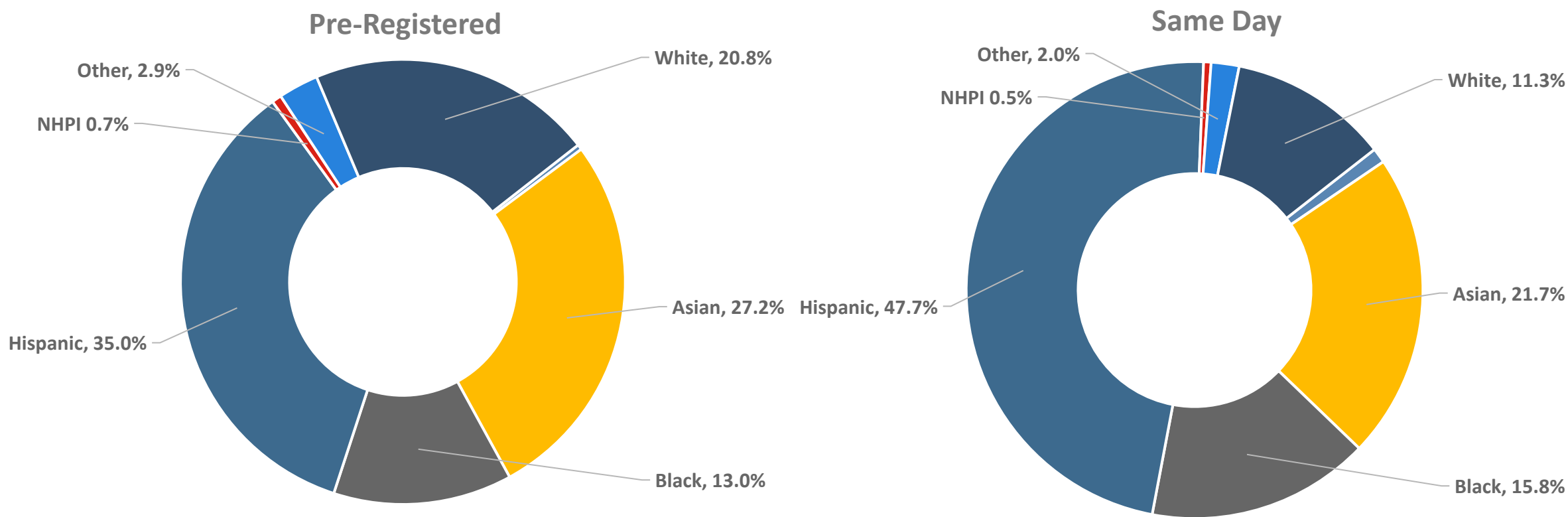


# Fremont High Community POD-Doses Administered by Zip Code of Residence





# Fremont High Doses By Race/Ethnicity and Appointment Type

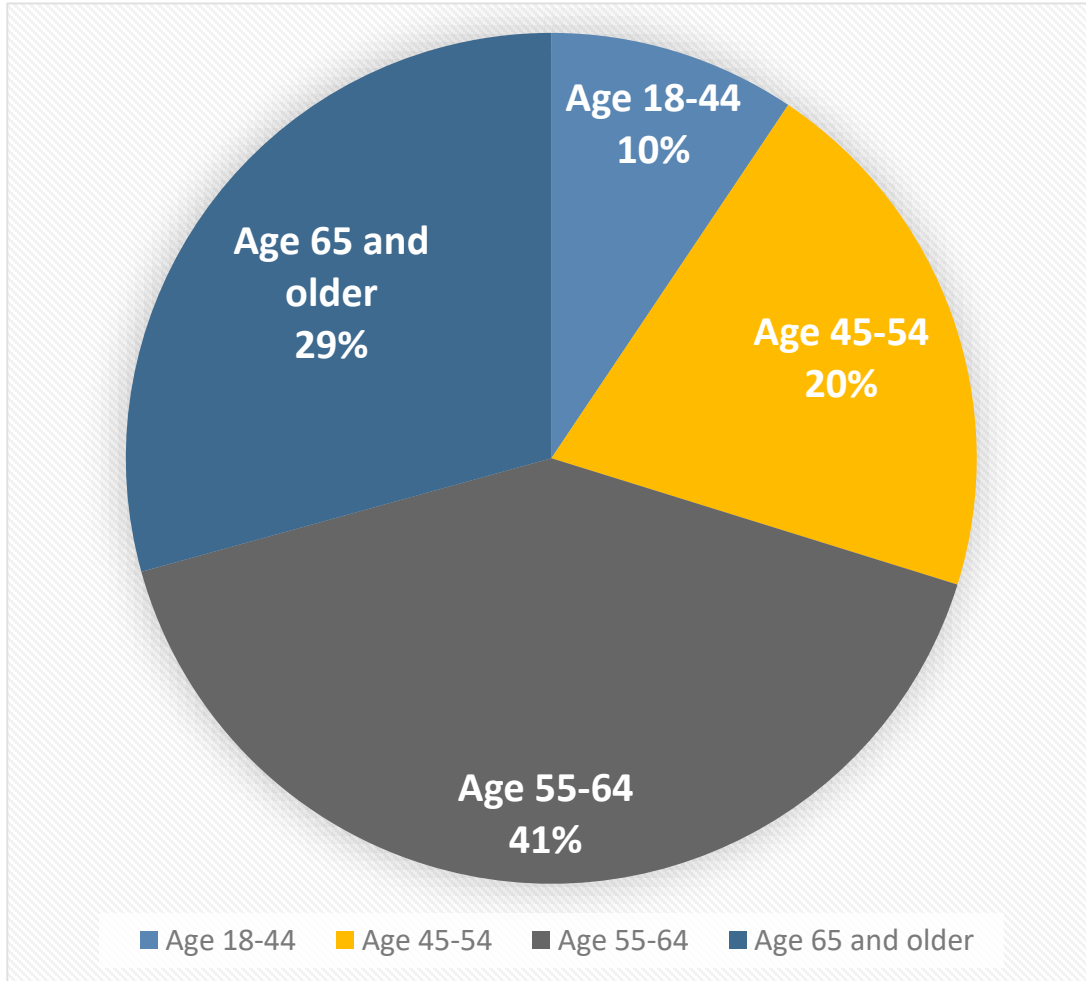


# Vaccinating People Experiencing Homelessness

- Already happened:
  - Vaccine for Street Outreach workers and some shelter workers in December
  - All Project Roomkey residents who wanted vaccine have received it
- Planned and under way:
  - Mobile vaccination at shelters & transitional housing
  - Coordinated through Health Care for the Homeless & Alameda County Behavioral Health
- Challenges still to be resolved:
  - Mobile vaccine for unsheltered
  - ID requirements
  - Transportation to sites



# Project Roomkey (PRK) Vaccinations by Age Group

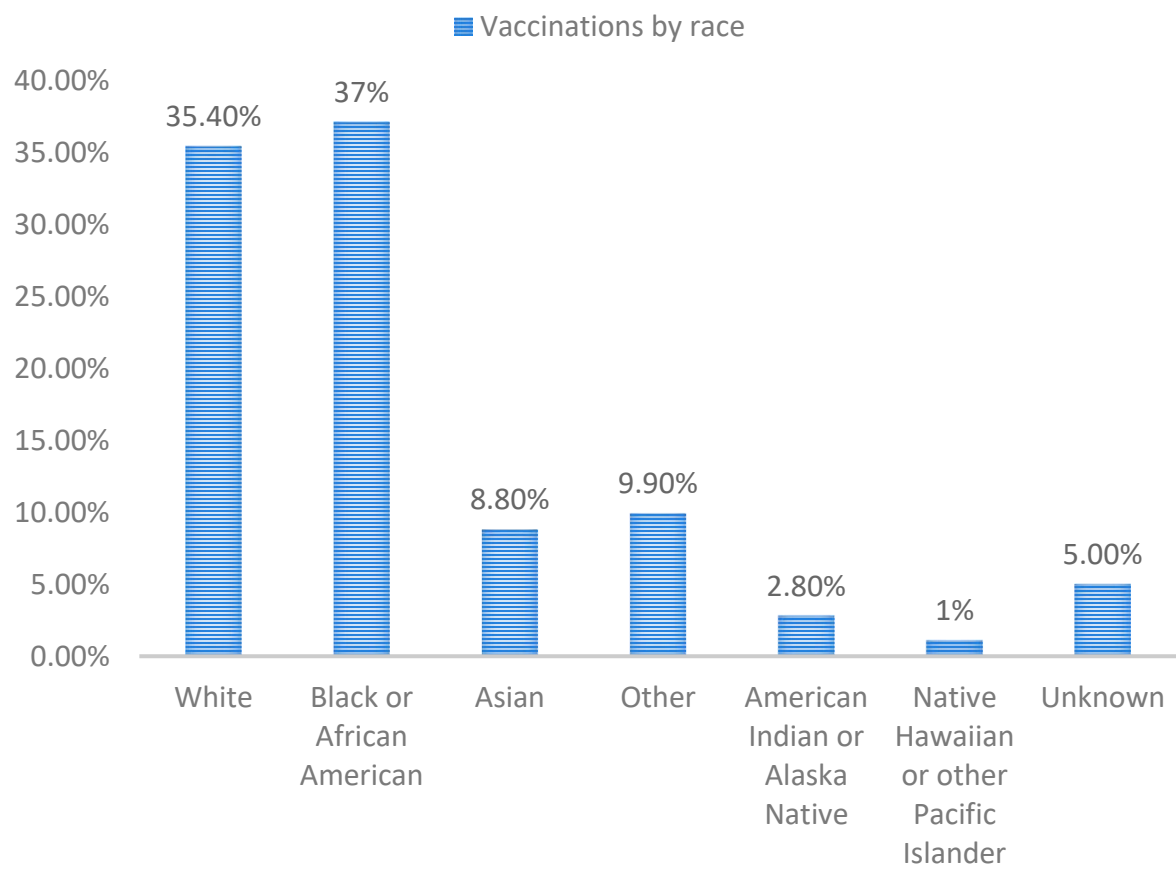


- All PRK sites covered
- Vaccinated 65+ starting Jan 22nd
- Vaccinated all guests starting Feb 11th
- Over 70% of vaccinations administered to residents over the age of 55.
- 29% of vaccinations administered to residents over the age of 65

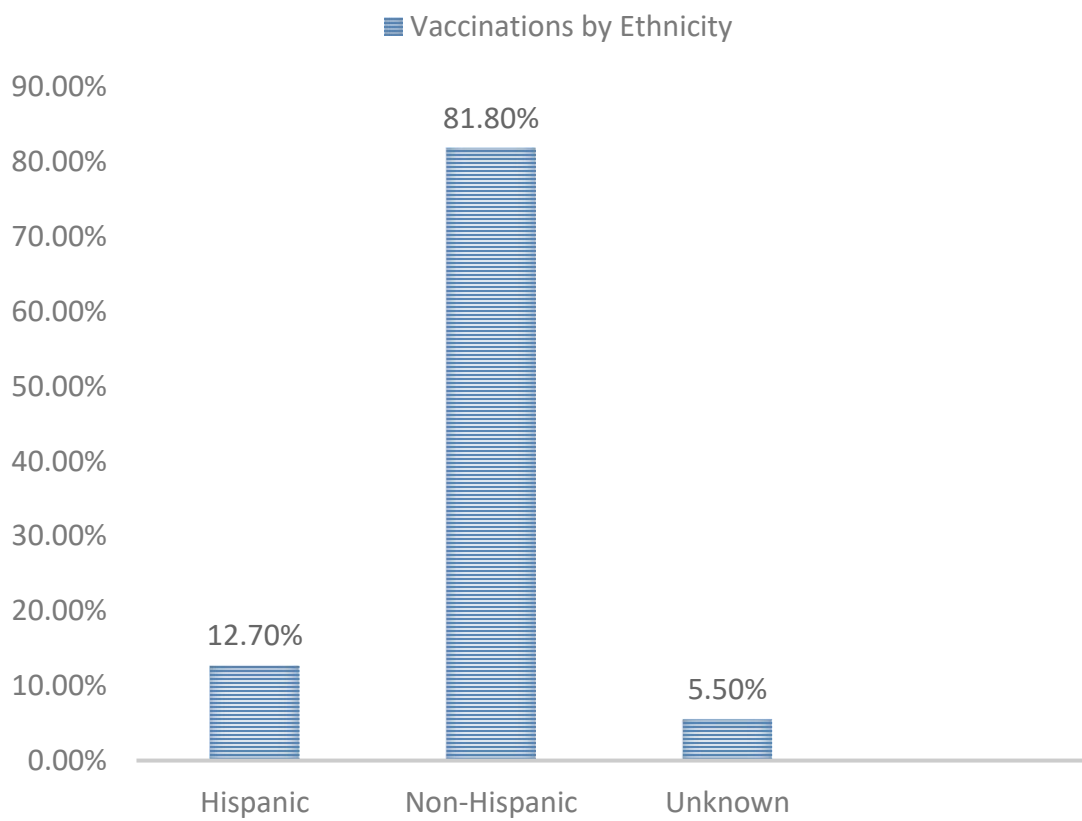


# Project Roomkey Vaccinations by Race and Ethnicity

VACCINATIONS BY RACE



VACCINATIONS BY ETHNICITY



# 4. Announcements/Partner Updates



# FEMA/CalOES Mobile PODs **updated 3/10/21** –Sponsors Doing Outreach

Week	Dates	WEEKDAYS			WEEKENDS		
		Unit A	Unit B	Unit C	Unit A	Unit B	Unit C
1	2/15 - 2/21	Alameda County Office of Education (ACOE) Th-F			ACOE Sat; Native American Sun	Native American Health Center	
2	2/22 - 2/28	Resilient Fruitvale	Center for Independent Living Ed Roberts Center		Allen Temple	Acts Full Gospel	
3	3/1 - 3/7	La Familia	Eastmont Public Health (1st Dose)		True Vine	Glad Tidings	Lifelong @ West Oakland Senior Center
4	3/8 - 3/14	La Familia M-W; ACOE Th-F (2nd Dose)	Mt. Zion Baptist West Oakland	West Oakland Senior Center Mon; True Vine Fri J&J	ACOE Sat; Native American Sun (2nd Doses)	Native American (2nd Doses)	True Vine J&J
5	3/15 - 3/21	Resilient Fruitvale (2nd Dose)	Center for Independent Living Ed Roberts Center (2nd Dose)	True Vine Mon Allen Temple Tu-Th; True Vine Fri J&J	Allen Temple (2nd Dose)	Acts Full Gospel (2nd Dose)	True Vine J&J
6	3/22 - 3/28	Eastmont Public Health (2nd Dose)	La Familia (2nd Dose)	True Vine Mon Allen Temple Tu-Th; True Vine Fri J&J	True Vine (2nd Doses)	Glad Tidings (2nd Dose)	Lifelong @ West Oakland Senior Center (2nd Doses) + True Vine J&J
7	3/29 - 4/4	La Familia M-W (2nd Dose)	Mt. Zion Baptist West Oakland (2nd Dose)	True Vine Mon Allen Temple Tu-Th; True Vine Fri J&J			True Vine J&J





# 5. Chat Q&A

Questions