

Health Committee

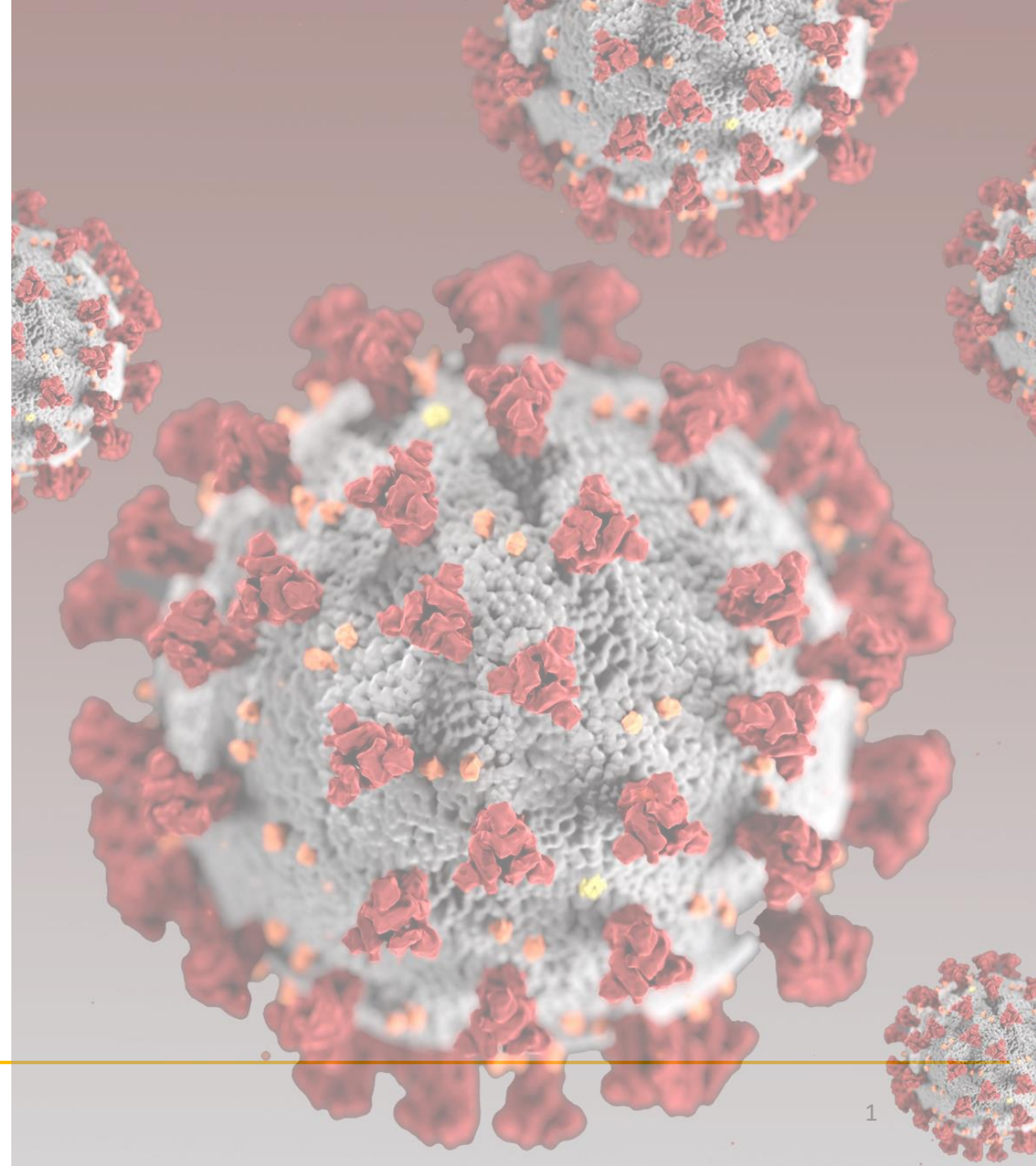
COVID-19 Briefing

Colleen Chawla, Director

Dr. Nicholas Moss, Interim Health Officer

Health Care Services Agency

July 13, 2020



Agenda

- Local COVID-19 Data
- Recent Announcements
 - County Data Monitoring List
 - Outdoor Dining
- Variance Attestation
- California Department of Corrections and Rehabilitation Early Releases



Local COVID-19 Data

Alameda County LHI

7,471

Cases

147

Deaths

Berkeley LHI

254

Cases

1

Deaths

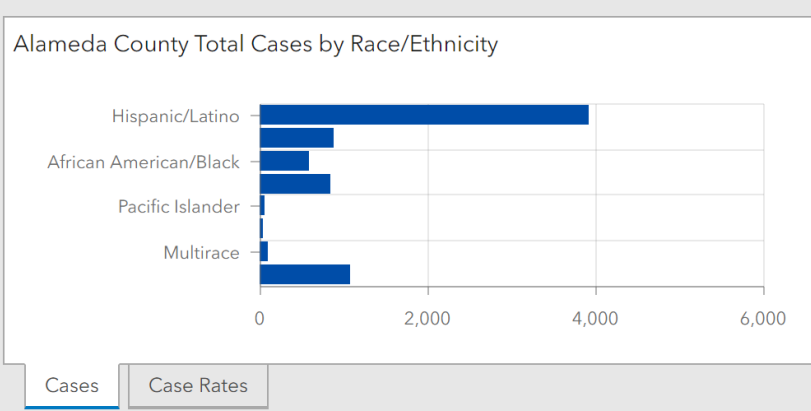
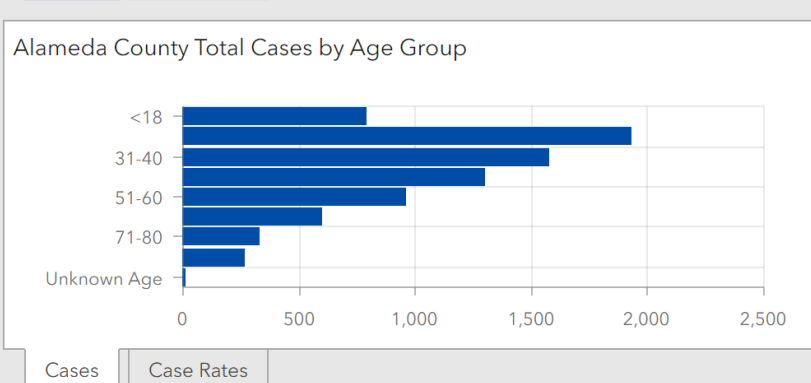
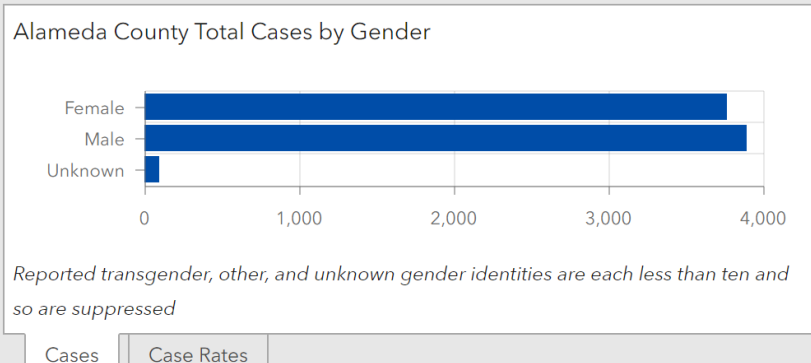
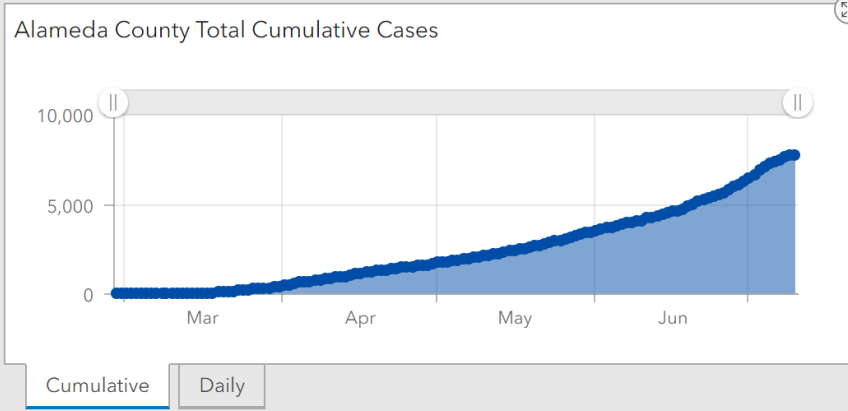
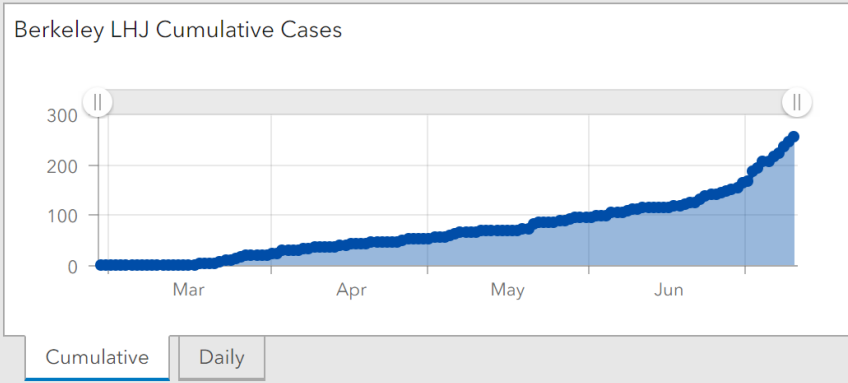
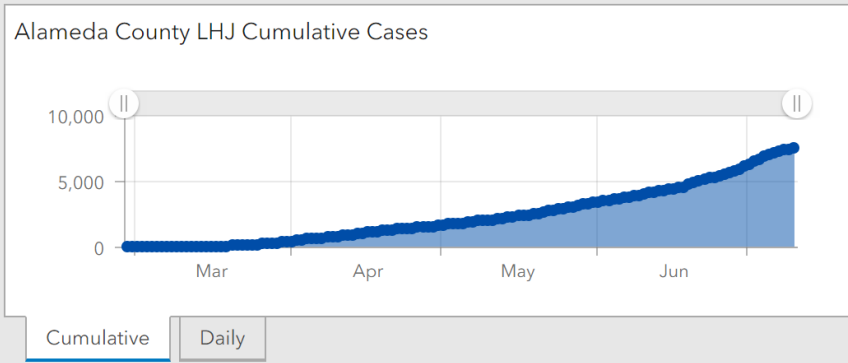
Alameda County Total

7,725

Cases

148

Deaths



[Click here to go to our mobile dashboard.](#)

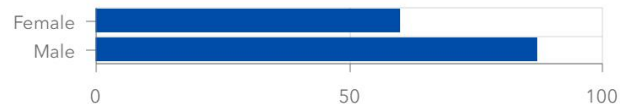
[Click here to go to our second dashboard with data on deaths, hospitalizations, and cases and case rates by zip code.](#)

Alameda County Cases by City/Jurisdiction
Alameda County: 7725
Berkeley LHI: 254
Alameda County LHI: 7471
Under Investigation: 403
Homeless: 99
Address Unknown: 26
Santa Rita Jail: 63
Alameda: 121
Albany: 21
Dublin: 77
Emeryville: 34
Fremont: 409
Hayward: 1191
Livermore: 271
Newark: 192
Oakland: 3001
Piedmont: 16
Pleasanton: 148
Cases Case Rates



Alameda County COVID-19 Dashboard Updated 7/11/2020 with data through the end of 7/10/2020

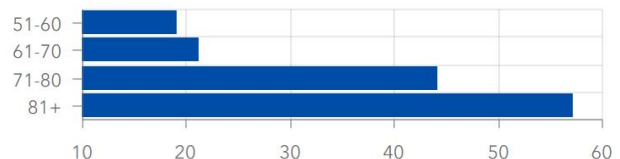
Alameda County Total Deaths by Gender



Reported transgender, other, and unknown gender identities are each less than ten and so are suppressed

Deaths | Death Rates

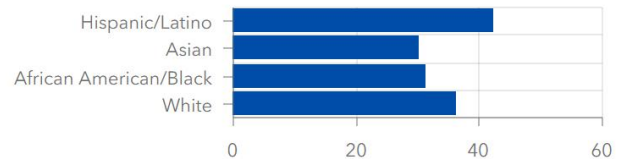
Alameda County Total Deaths by Age Group



Each of the other age groups have counts less than ten and are suppressed.

Deaths | Death Rates

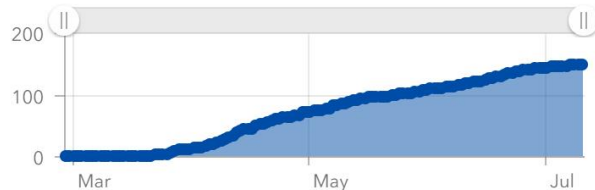
Alameda County Total Deaths by Race/Ethnicity



Each of the other race/ethnic groups have counts less than ten and are suppressed.

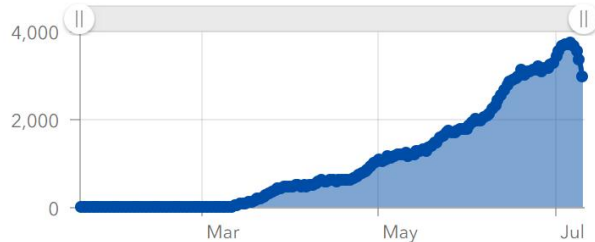
Deaths | Death Rates

Alameda County Total Cumulative Deaths



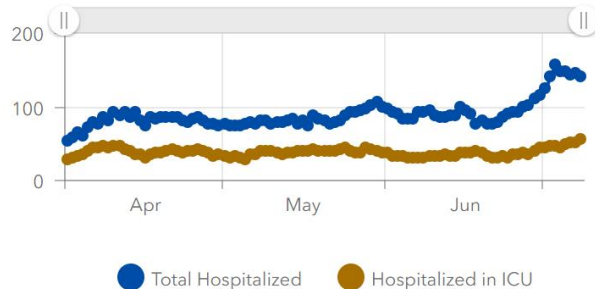
Cumulative | Daily

Alameda County Total Tests, Rolling 7-Day Average



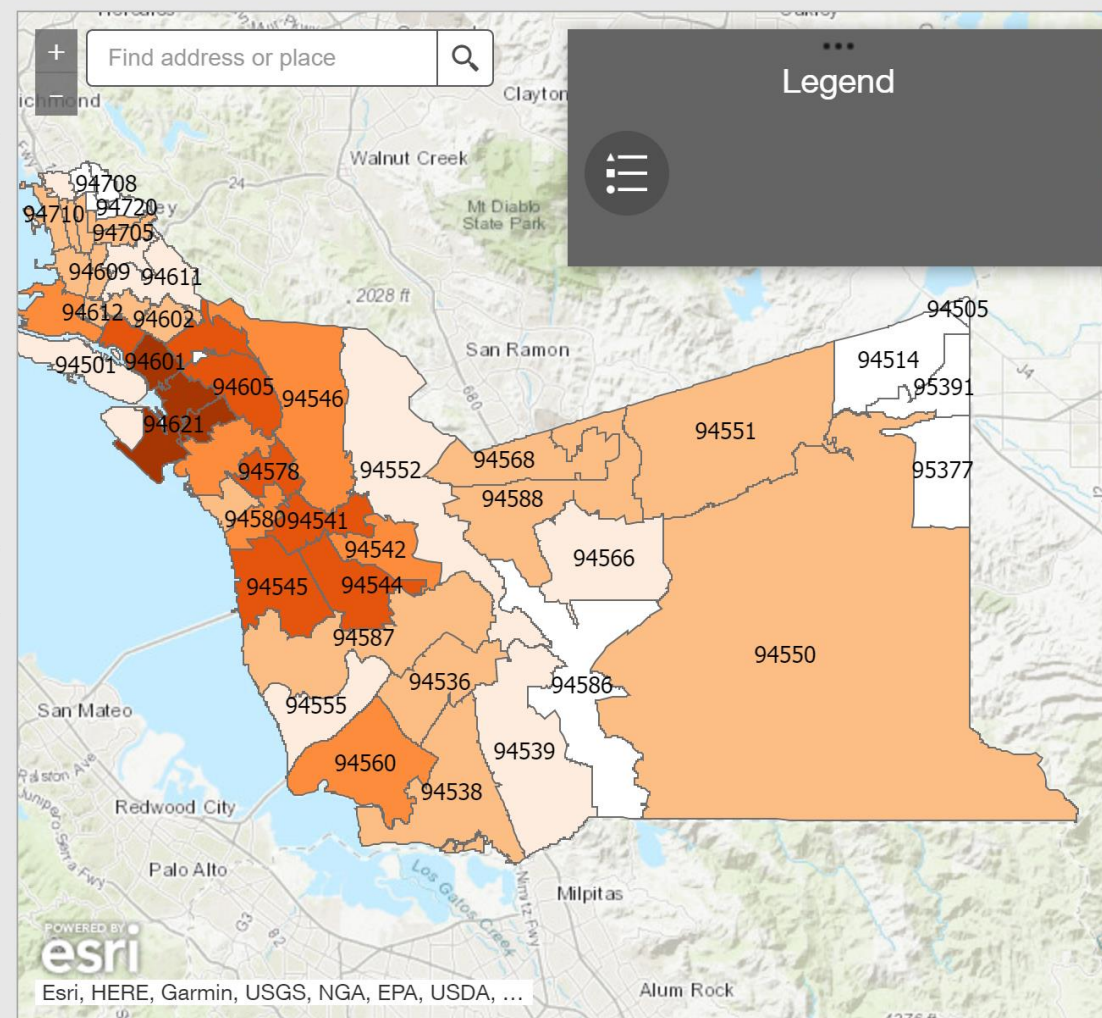
Number of Tests | % Positive Tests

Alameda County Total COVID-19 Hospitalizations



[Click here to go to our mobile dashboard.](#)

[Click here to see the first dashboard with cases and case rates over time and by sex, age group, race/ethnicity, and geography.](#)





SNF Residents

448

Cases

SNF Residents

78

Deaths

Skilled Nursing Facility	Resident Cases	Resident Deaths	Employee Cases	Employee Deaths
Total	448	78	279	<11
Parkview Healthcare Center-Hayward	57	<11	19	0
Gateway Care And Rehabilitation Center-Hayward	48	19	31	0
Vista Post Acute-Hayward	48	<11	24	0
Excell Health Care Center-Oakland	43	<11	23	0
Fremont Healthcare Center-Fremont	38	<11	<11	0
East Bay Postacute-Castro Valley	33	16	25	0
Driftwood Healthcare Center Hayward-Hayward	32	<11	12	0
Redwood Healthcare Center LLC-Oakland	29	<11	15	0
Windsor Postacute Care Center of Hayward-Hayward	25	<11	19	0
Redwood Convalescent Hospital Inc-Castro Valley	20	<11	<11	0
Windsor Park Care Center of Fremont-Fremont	15	0	<11	0
Kaiser Permanente Postacute Care Center-San Leandro	11	0	<11	0
Fruitvale Healthcare Center-Oakland	11	0	<11	0
San Leandro Healthcare Center-San Leandro	<11	<11	<11	0
Berkeley Pines Skilled Nursing Center-Berkeley	<11	0	<11	0
Windsor Healthcare Center of Oakland-Oakland	<11	0	<11	0
Elmwood Care Center-Berkeley	<11	<11	0	0
Mercy Retirement and Care Center-Oakland	<11	0	<11	0
Valley Pointe Nursing And Rehabilitation Center-Castro Valley	<11	0	<11	0
The Rehabilitation Center of Oakland-Oakland	<11	0	0	0
Hillside Senior Care-Fremont	<11	<11	<11	0

[Click here to go to our mobile dashboard.](#)

[Click here to see the first dashboard with cases and case rates over time and by sex, age group, race/ethnicity, and geography.](#)

[Click here to go to our second dashboard with data on deaths, hospitalizations, and cases and case rates by zip code.](#)

Notes and disclaimers: The data for totals and individual SNFs come directly from the [California Department of Public Health](#). The State alone is responsible for the data, its maintenance, and accuracy. The County only provides this data as a resource, but does not, and cannot, confirm or guarantee the accuracy of the data.

Per the State of California, case and death counts are provisional and may change as facilities correct or add data. Cumulative deaths are for both positive cases and suspected cases.

Per the State, COVID-19 fatalities include deaths that were reported by facilities to the best of their knowledge. These include deaths that occurred at nursing homes and those that occurred in other locations, such as a hospital or private home, if the death occurred within the 14-day bed hold period after the resident transferred from the SNF. Deaths that occurred outside of this 14-day period may not be captured. Some of these deaths may include residents who had COVID-19, but died of something else. Given these complexities, fatality totals may not exactly match other data sources or, in some instances, the death may be double counted in more than one data source such as county-level fatality totals. All data are provided to offer a snapshot of COVID-19 and does not imply wrongdoing on the part of the facility. Please contact the State for more clarification or information.

Per the State, the most recent record for Valley Memorial Hospital DP SNF-Livermore is from 6/27.



Recent Announcements

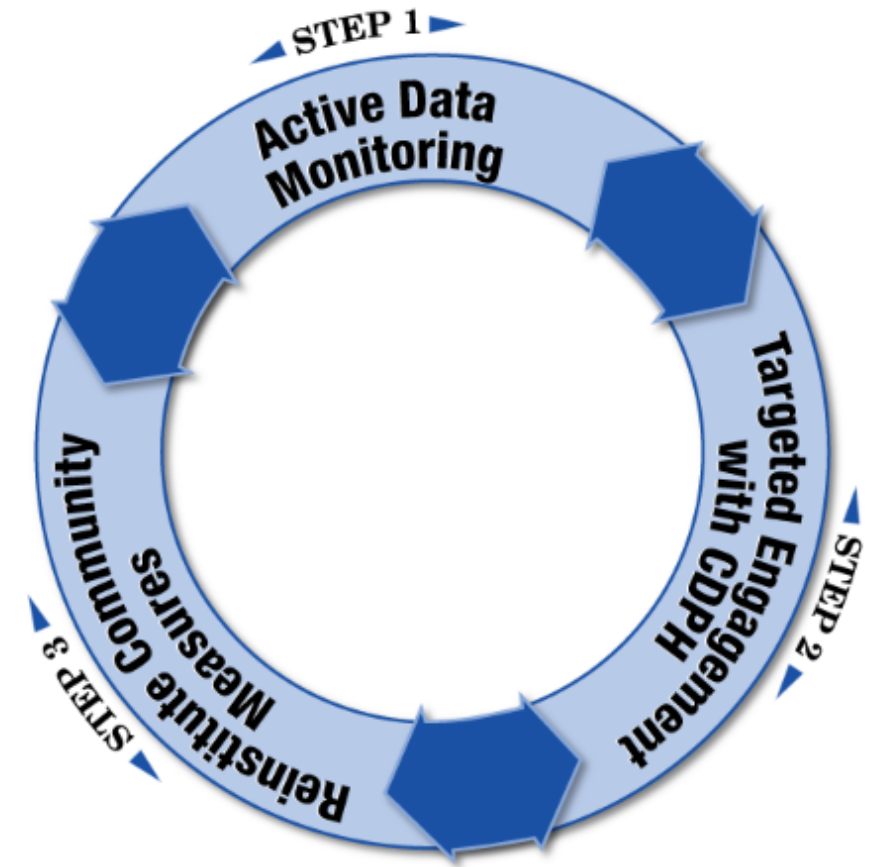
State's County Data Monitoring List

- On Sunday, 7/12, Alameda County was added to the State's County Data Monitoring List, now comprising more than 30 counties.
- The County Data Monitoring List identifies counties that are not meeting the statewide indicator benchmarks (case rates, hospitalizations, hospital capacity) for disease containment or preparedness.
- Alameda County's increases are attributable to in new COVID-19 cases in recent weeks.
- 31 counties currently on the Monitoring List
- 27 counties currently not on the Monitoring List



State's County Data Monitoring List

		Elevated Disease Transmission	Increasing Hospitalization	Limited Hospital Capacity		
Threshold	<150	Case Rate >100 OR Case Rate >25 AND Positivity >8%	>10% Increase	<20% ICU Beds Available OR <25% Ventilators Available		
County	Avg # tests per day (per 100,000 population) (7 day average with a 7 day lag)	Case rate per 100,000 (14 days)	Testing positivity (%) (7 day average with a 7 day lag)	% Change in 3-day avg COVID+ hospitalized patients	% ICU beds currently available	% Ventilators currently available
Alameda	220.8	104.0	✓	✓	✓	✓
Alpine	102.3	✓	✓	✓	✓	✓
Amador	169.4	✓	✓	✓	✓	✓
Butte	114.3	✓	✓	✓	✓	✓
Calaveras	221.3	✓	✓	✓	✓	✓



State's County Data Monitoring List

- Counties on the Monitoring List for three consecutive days are subject to State-ordered restrictions and modifications for certain sectors and activities.
- *Indoor* activities in the following areas are required to close for 3 weeks
 - Dine-in Restaurants
 - Wineries and Tasting Rooms
 - Movie Theaters
 - Family Entertainment Centers
 - Zoos and Museums
 - Cardrooms
- Indoor activities in these areas are not currently open in the County.
- Businesses and residences should not experience greater restrictions.



Outdoor Dining

- On July 9, the State issued updated guidance prohibiting outdoor dining in counties without variance attestation
- The original decision to permit outdoor dining was based on the Health Officer's assessment that outdoor activities, with appropriate protective measures, carry less risk than indoor activities.
- At that time, the State did not differentiate dining guidance by indoor/outdoor as it now does.
- Until and unless Alameda County receives approval for variance attestation, wineries and bars in Alameda County may only be open for drive-through or pickup/delivery options.



Variance Attestation

What is Variance Attestation?

- Health Officer attests to local COVID-19 stability and sufficient readiness to move further ahead in the Resilience Roadmap
- A procedural action that would provide us with the flexibility to ensure that we can continue to allow the activities that the Health Officer determines are lower risk for our community.
- Support from Board of Supervisors and Hospitals required
- Alameda and Imperial are only remaining non-variance counties



Variance Attestation Readiness Criteria

Category	Criteria
Epidemiologic Stability	Stable or decreasing cases
	Stable or decreasing hospitalizations
Protect Stage 1 Essential Workers	Guidance issued
	Availability of supplies & PPE
Testing Capacity	2,400 tests/day (≥ 1.5 tests/1,000 population/day)
	75% of residents are within a 30 minute drive of testing
	Surveillance plan
Containment Capacity	240 contact tracing staff (15 /100,000 population)
	1,203 temporary housing units for the unsheltered population (>15% of the point in time count)
Hospital Capacity	Plan for managing $\geq 35\%$ surge
	PPE for hospital workforce
Vulnerable Populations	Long-term care facility prevention & mitigation plans
	>14-day PPE supply at SNFs & ongoing non-state source



Variance Attestation Readiness Criteria (cont.)

Category	Criteria
Sectors and Timelines	Reopening sequence & timeline
Triggers for Adjusting Modifications	Triggers to slow the pace or tighten modifications
	Plan for implementation
Containment Plan	Strategy and timeline, to cover: <ul style="list-style-type: none"> • testing • contact tracing • congregate settings • protecting vulnerable • acute care surge • essential workers • special considerations • community engagement • surrounding county relationship
Letters of Support	<ul style="list-style-type: none"> • Board of Supervisors • Local hospital(s)/health system(s)
Reopening Plan	Plan for moving through Stage 2



State Resilience Roadmap: Allowable Activities

Without Attestation

- Auto dealerships
- Childcare
- Construction
- Day camps
- Delivery services
- Food packing
- Logistics and warehousing
- Manufacturing
- Outdoor museums
- Places of worship
- Ports
- Professional sports (w/out live audiences)
- Public transit
- Real estate transactions
- Retail/shopping centers

Requiring Attestation

(*subject to Monitoring List restrictions)

- Campgrounds and outdoor recreation
- Cardrooms*
- Casinos
- Dine-in restaurants*
- Family entertainment centers (for example: bowling alleys, miniature golf, batting cages, and arcades)*
- Gyms and fitness centers
- Hair salons and barbershops
- Hotels (for tourism and individual travel)
- Movie theaters*
- Personal care services (nail salons, tattoo parlors, body waxing)
- Restaurants, wineries, and bars
- Wineries and tasting rooms*
- Zoos and museums*



Variance Attestation Considerations and Next Steps

- HCSA is in the process of drafting our variance attestation application.
- Based on other approvals, the State seems to be looking at readiness.
- Variance attestation will give us more flexibility and the option to better coordinate with our neighbors if and when the time is right.
- Approval of a variance is not an indication that we will pursue additional reopenings of other industries or sectors at this time.
- We can – and plan to – remain paused on broader reopenings, whether we receive a variance or not.

California Department of Corrections and Rehabilitation



CDCR PATIENTS: CONFIRMED COVID-19 AND OUTCOMES

CONFIRMED

Total Confirmed: 6,222

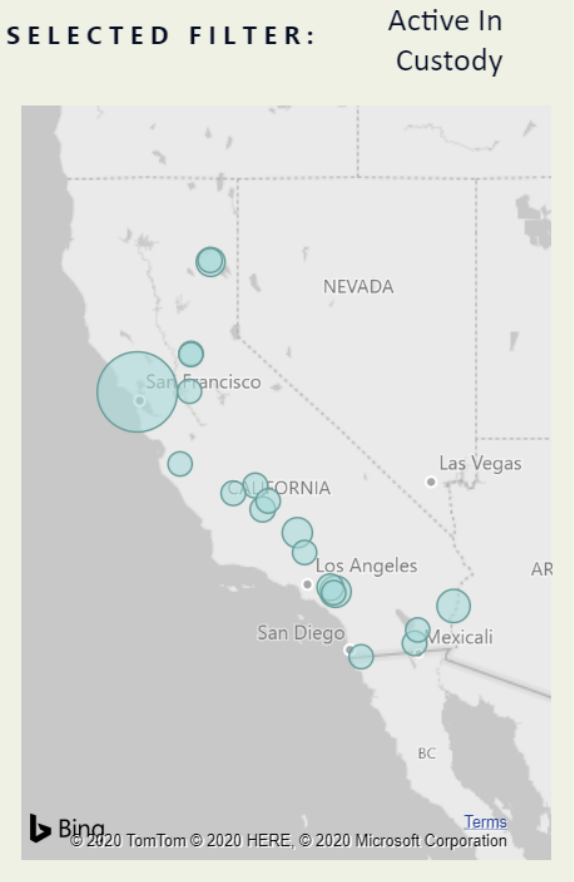
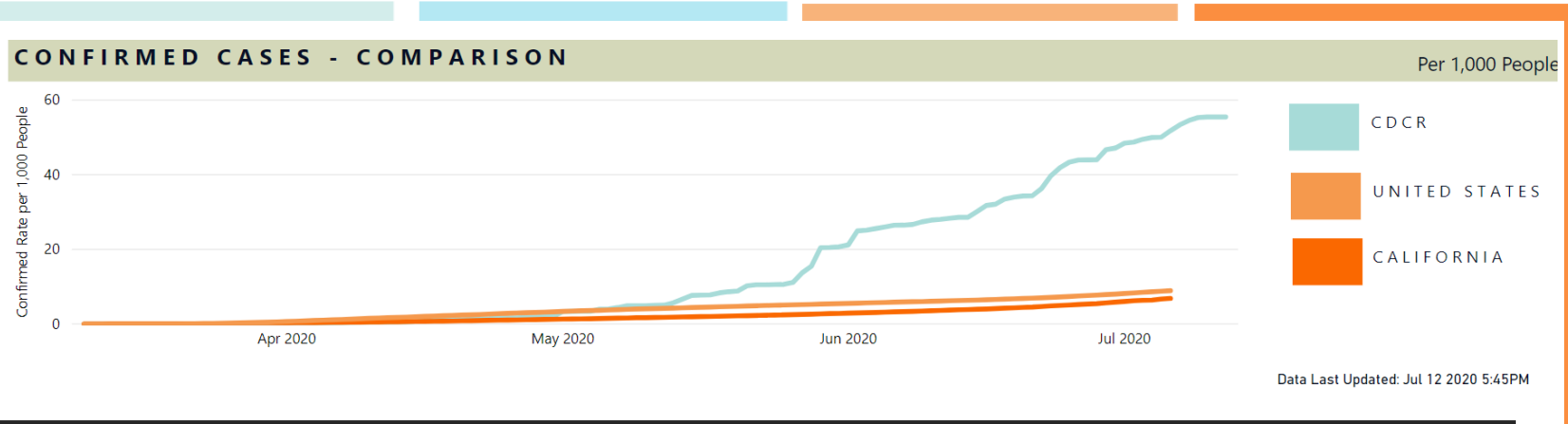
New In Last 14 Days: 1,176

ACTIVE, IN CUSTODY 2,386

RELEASED WHILE ACTIVE 144

RESOLVED 3,659

DEATHS 33



CDCR PATIENTS: COVID-19 BY INSTITUTION

INSTITUTION: CA State Prison, San Quentin

CONFIRMED CASES: Cumulative Count

NEW IN LAST 14 DAYS	ACTIVE		RESOLVED	DEATHS
	CUSTODY	RELEASED		
695	1,467	29	395	9

ACTIVE CASES IN CUSTODY

TESTING: Institution Count

CURRENT POPULATION	PATIENTS TESTED IN LAST 14 DAYS	% OF POPULATION TESTED IN LAST 14 DAYS
3,571	1,332	37%

PATIENTS TESTED BY DAY

Hospitalizations of COVID+ San Quentin Inmates (as of 7/11/20)

- 72 total patients hospitalized in 5 counties
 - 3 for conditions other than COVID
 - 21 ICU
- 9 patients hospitalized in Alameda County
 - 8 at Alameda Health System
 - 4 ICU



Residents Returning from CDCR

3,500 releasees announced

- **57 early-release probationers** expected July 1-December 31, 2020
- **~25 natural release parolees** expected **per month**

Additional 4,500 releasees announced last week

- Still awaiting additional detail
- Alameda County health officer blanket isolation & quarantine orders require isolation and quarantine for COVID+ and exposed.
- Given the extent and nature of the prison COVID-19 outbreaks, Alameda County is considering any person returning from a facility with prisoner cases exposed.
- For CDCR, this means 14-day quarantine for all residents returning from a facility with an outbreak regardless of COVID test results.



Residents Returning from CDCR

- Though the specifics are unclear and changing, here is what we understand from CDCR as of now:
 - All prisoners are being tested prior to release
 - A positive test does not preclude release
 - Release occurs no later than 7 days post-test
 - Housing verification is not required for release
 - Local Public Health Departments will be notified of all returning residents from San Quentin and only those with positive tests from other facilities
 - Returning residents are provided with isolation or quarantine instructions upon release, as medically indicated
 - All returning residents from San Quentin are being offered Project Hope hotel rooms
 - Returning residents from other facilities will be offered Project Hope hotel rooms only if they are COVID+ or need to complete a medically ordered quarantine post-release
 - Acceptance of Project Hope hotel rooms is not a condition of release



First Round of Early-release Probationers

- 57 early-release probationers expected between now and 12/31/20
- HCSA and Probation have been working together to ensure smooth transition for early-release probationers
- Early-release probationers will isolate/quarantine at Operation Comfort
- Transportation will be provided by Probation
- Probation is offering incentives to comply with isolation/quarantine orders:
 - Smart phone
 - Tablet
 - Gift card for food
 - 14-day reduction in probation supervision
- Currently 18 early-release probationers residing at Operation Comfort



Natural Release Parolees

- ~25 natural release parolees expected per month
- Concerns about CDCR coordination of parolee releases
- HCSA and Probation sent a joint letter to the State outlining several outstanding questions and offering recommendations, including:
 - Establish a **Project Hope facility in Alameda County** with onsite wraparound services and supervision with sufficient capacity to receive all returning Parolee residents.
 - Issue a State Health Officer Order requiring **isolation and quarantine in a Project Hope** location for every parolee being from a prison with an outbreak.
 - Establish an **incentive program**, up to and including reduced parole supervision terms of 14 days.
 - Provide **transportation** from prison to Project Hope.



Next Steps on Coordination for Returning Residents

- CDCR and CDPH convening subgroup of select county health executives for planning and coordination
- Dr. Clanon and Chief Still representing Alameda County



Questions & Discussion