

Alameda County Board of Supervisors

COVID-19 Update

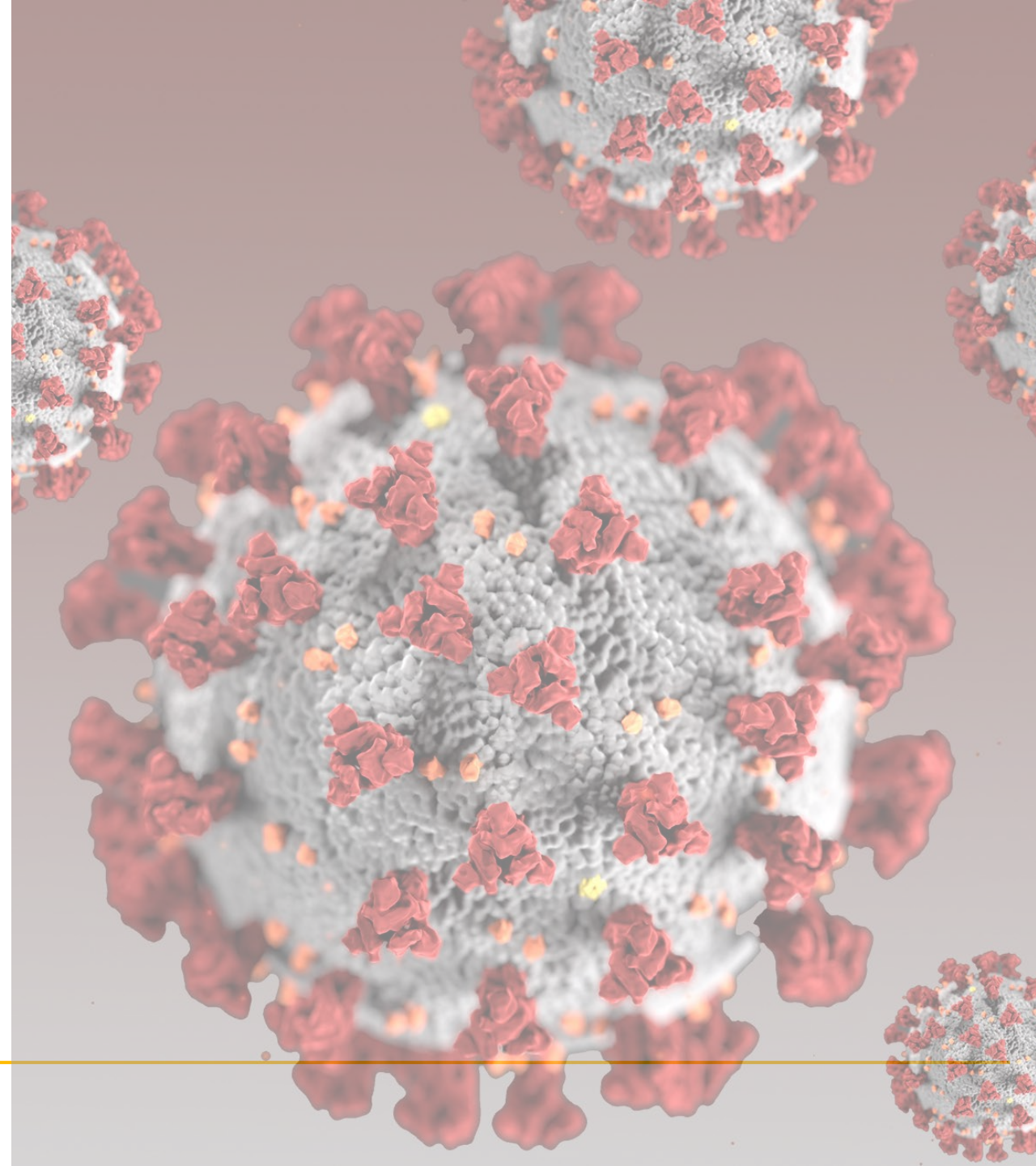
August 10, 2021



Alameda County
Health Care Services Agency



Alameda County Public Health Department
Celebrating Healthy People in Healthy Communities



Agenda

Data

Vaccine

Testing

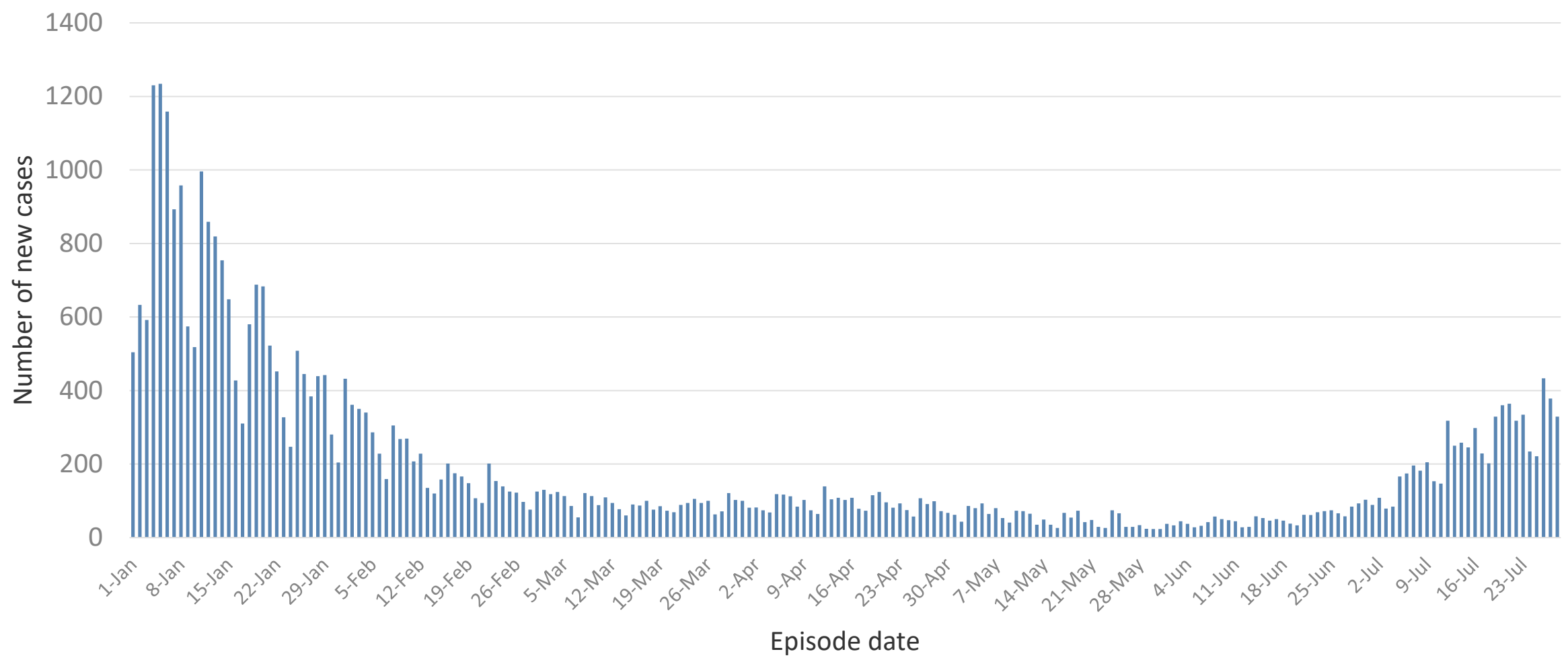
Outreach & Communications

Data

Epidemic Data Key Points

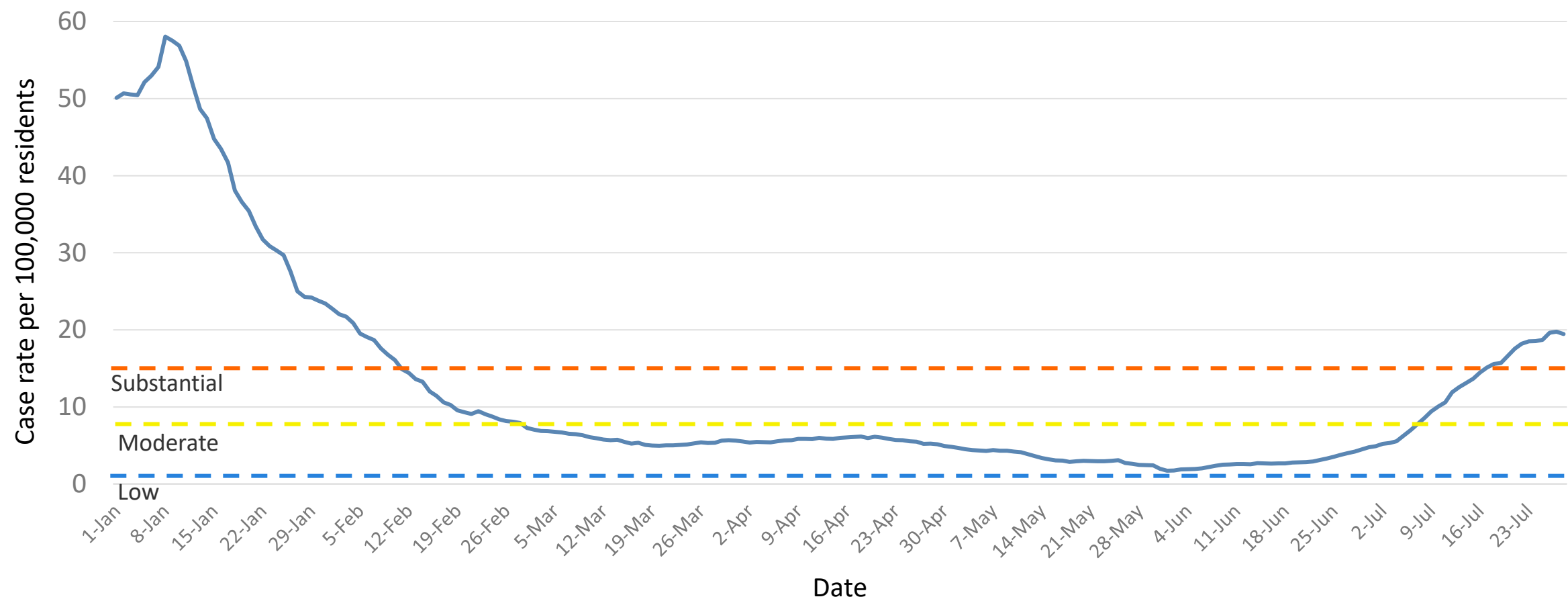
- Daily case rate is 20.3 per 100,000
 - Averaging 300 reported cases per day
- Case rate 3x higher in unvaccinated compared with vaccinated residents
- Test positivity is 5.9 %
 - HPI first quartile: 8.9 %
- Hospitalized COVID cases 201 (212 max); ICU 49
- Testing ~7,500 per day
- Self-reported mask use increased from 65% on 7/11 to 83% on 8/8*

New Alameda County COVID-19 Cases by episode date



Includes City of Berkeley
Source: CalREDIE Data Distribution Portal download August 5, 2021

Alameda County COVID-19 Daily Case Rate



— New cases per 100,000 per day, 7-day average, by episode date

Includes City of Berkeley

Source: CalREDIE Data Distribution Portal download August 5, 2021



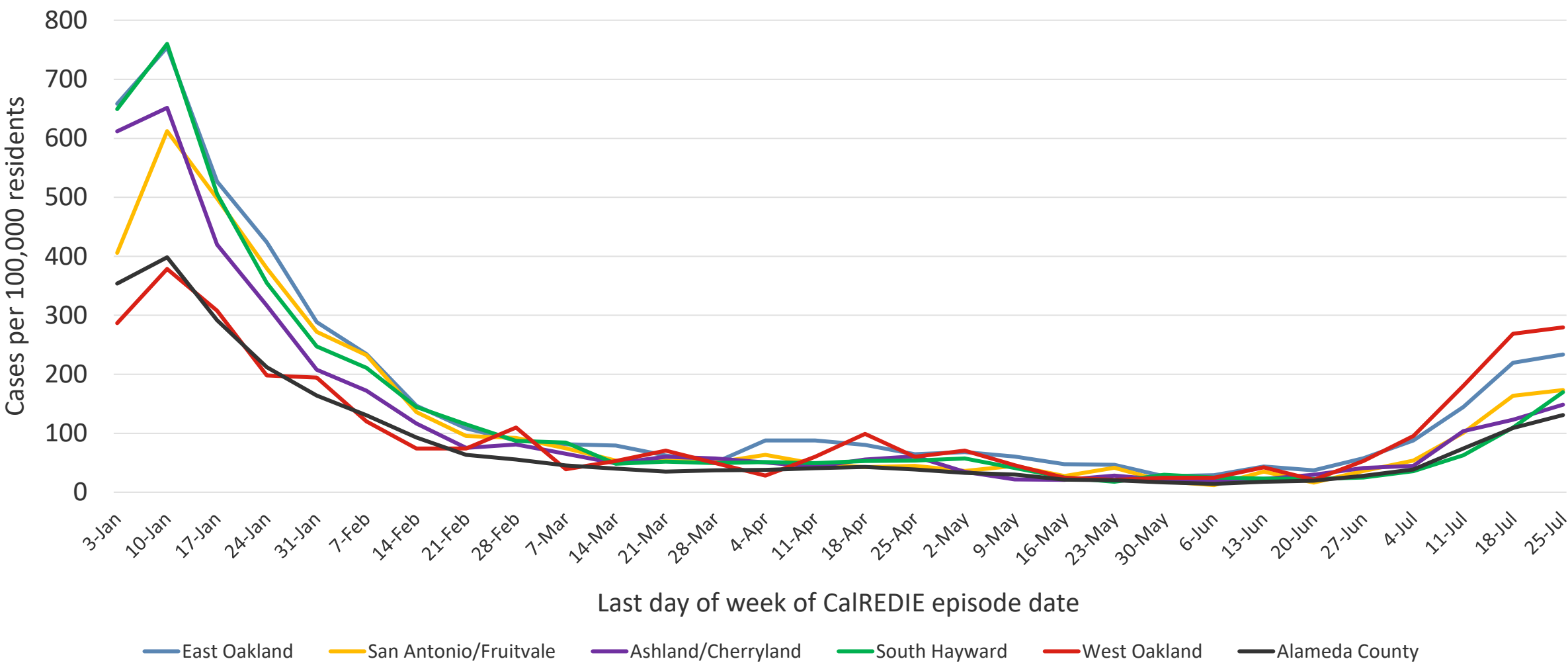
Alameda County
Health Care Services Agency



Alameda County Public Health Department
Celebrating Healthy People in Healthy Communities

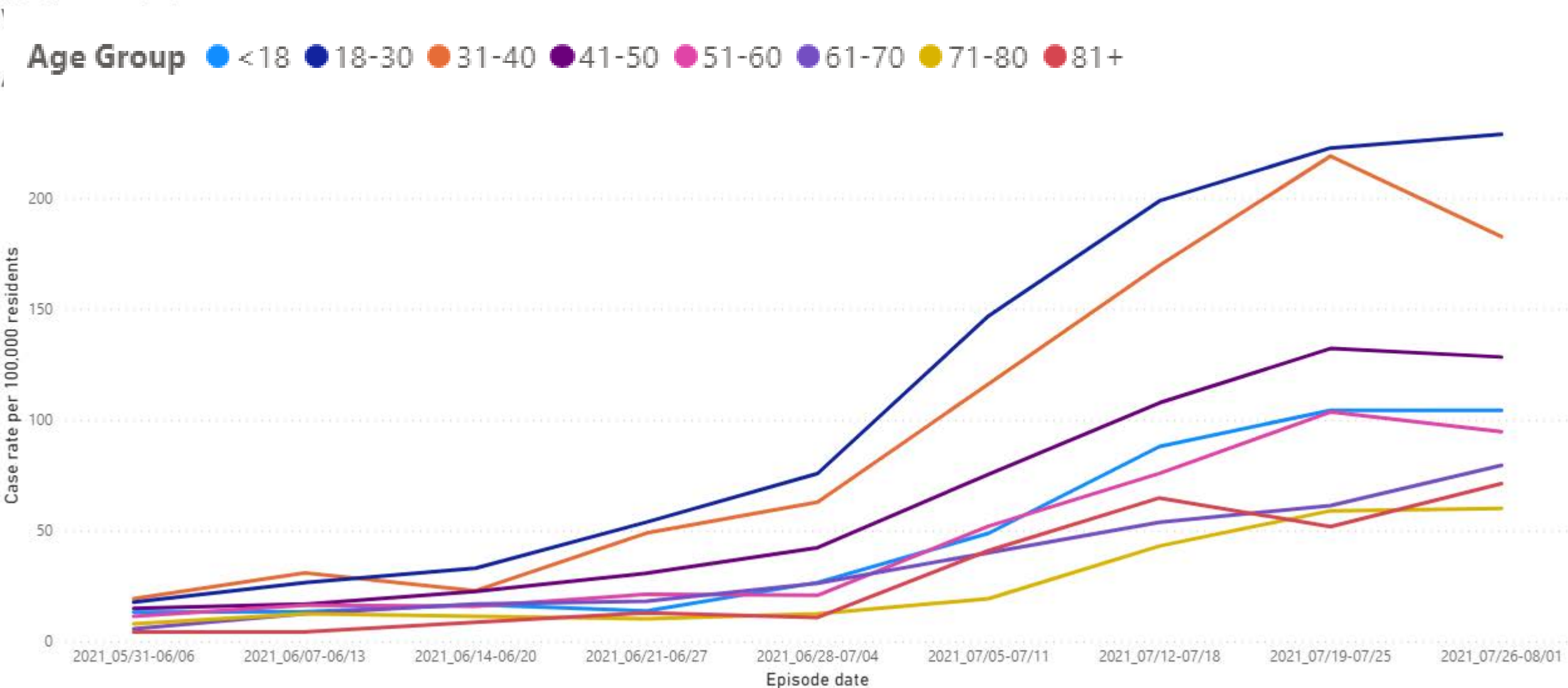
Transmission thresholds are adapted from the Centers for Disease Control and Prevention weekly thresholds, available at: <https://covid.cdc.gov/covid-data-tracker/#county-view>

Alameda County COVID-19 weekly case rates

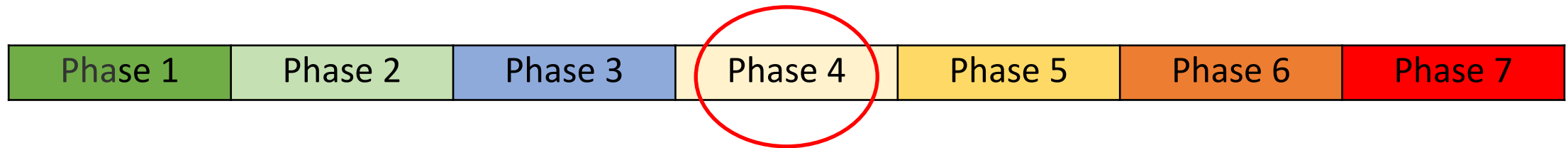


Alameda County includes City of Berkeley.
Source: CalREDIE download August 5, 2021.

Weekly Case Rates by Age, Alameda County, 5/31-8/1/2021



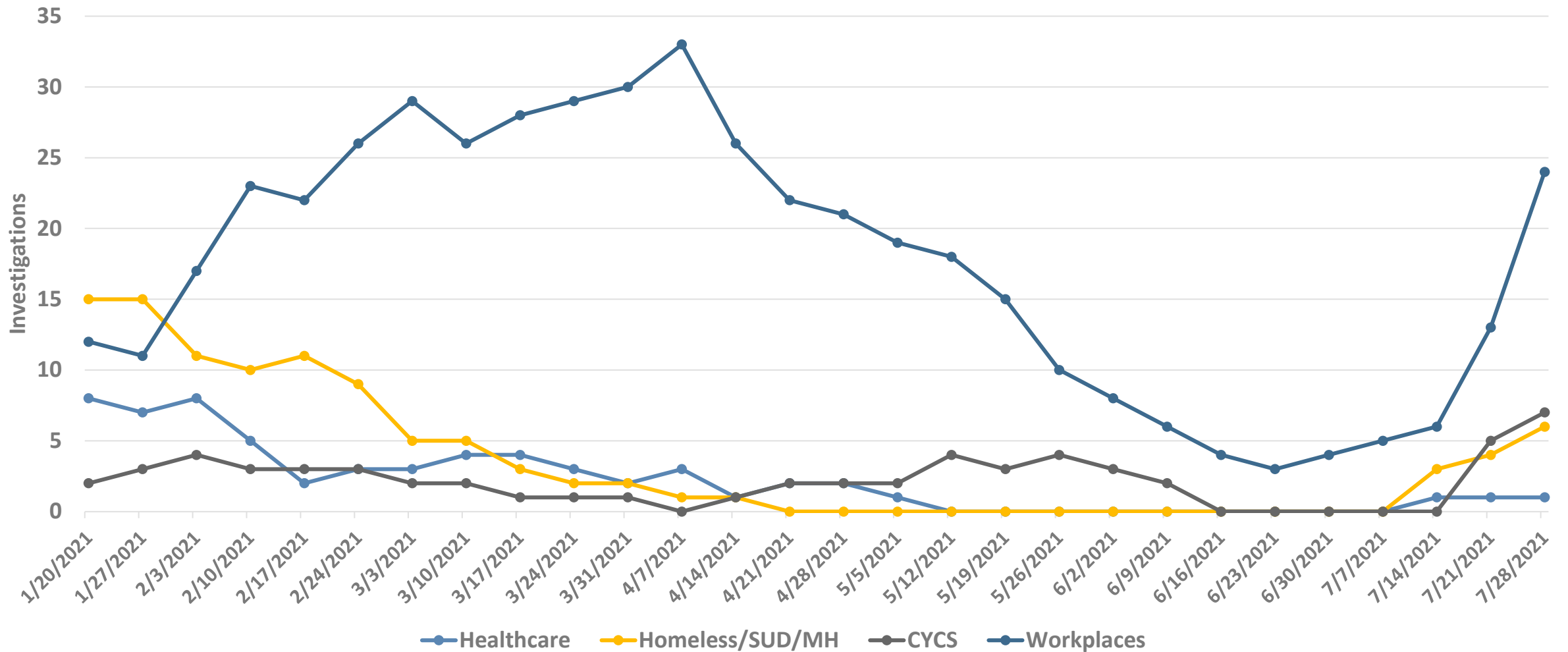
Case Investigation/Contact Tracing Current Phase & Prioritization



Cal Connect queue on 8.2.21, 8am

- 987 cases with phone numbers
 - 326 cases in Phase 4 Queue
- 221 SPOT cases and contacts
 - a priority since connected to possible or confirmed outbreak
- 402 contacts
 - now higher priority than last summer since Delta is predominant

Active Outbreak Investigations



Operation Comfort Referrals

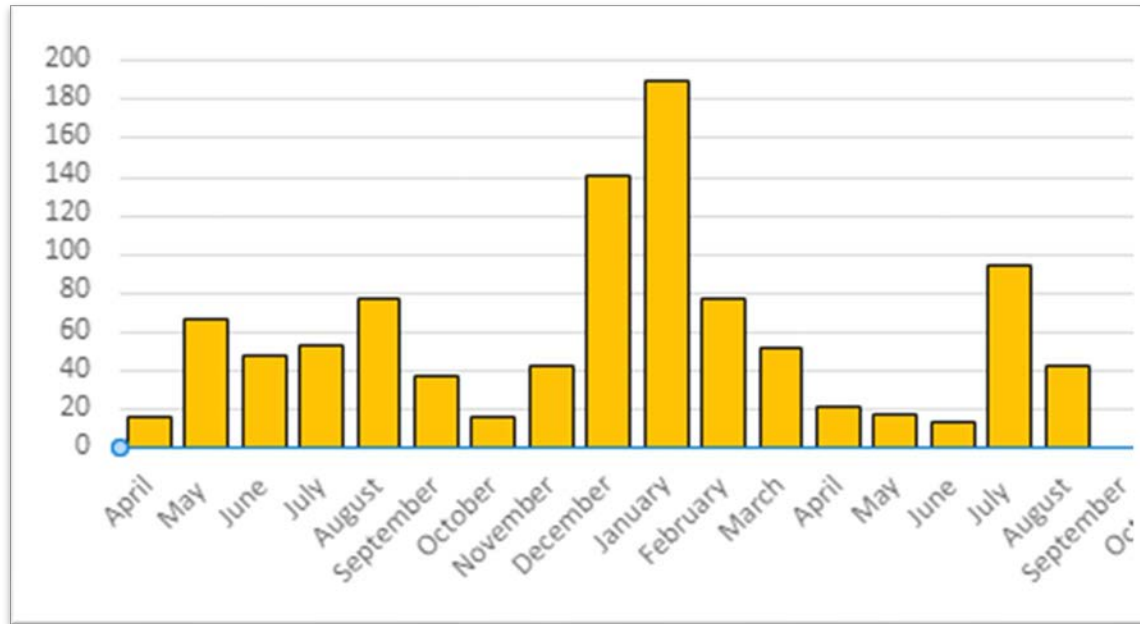


Homelessness

Isolation/Quarantine

Homeless IQ Hotel Response

Homeless/ Overcrowded Cases per Month



- Significant homeless case increases since late July
- Multiple outbreaks in congregate sites countywide
- Re-opened Quality Inn 98 room site for IQ
- Re-opened Inn by the Coliseum 34 room site for IQ

Vaccine Updates

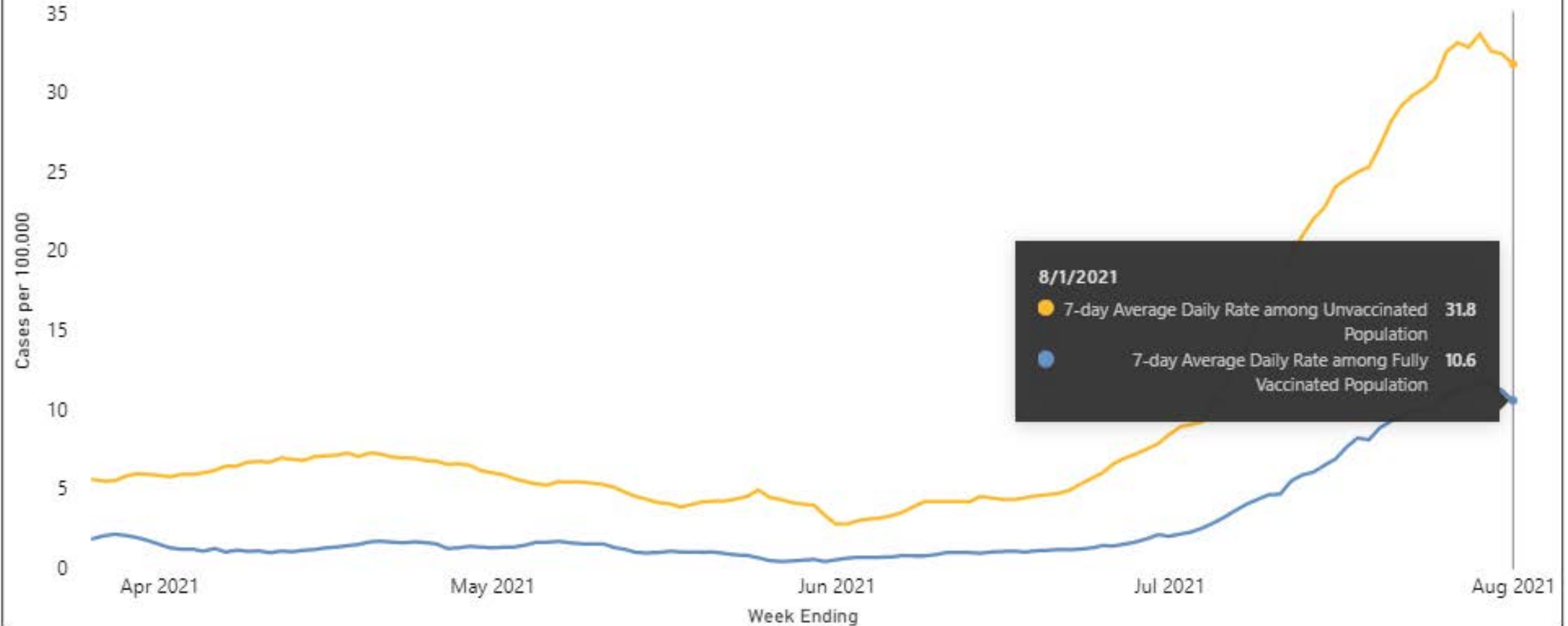


Alameda County Cases by Vaccination Status

Case Rate 7-Day Average

● 7-day Average Daily Rate among Unvaccinated Population ● 7-day Average Daily Rate among Fully Vaccinated Population

Data from last five days especially subject to change.





Alameda County COVID-19 Vaccination Dashboard

% of population >= 12 Years

%>= 12 Years with at Least One Dose

85.7%

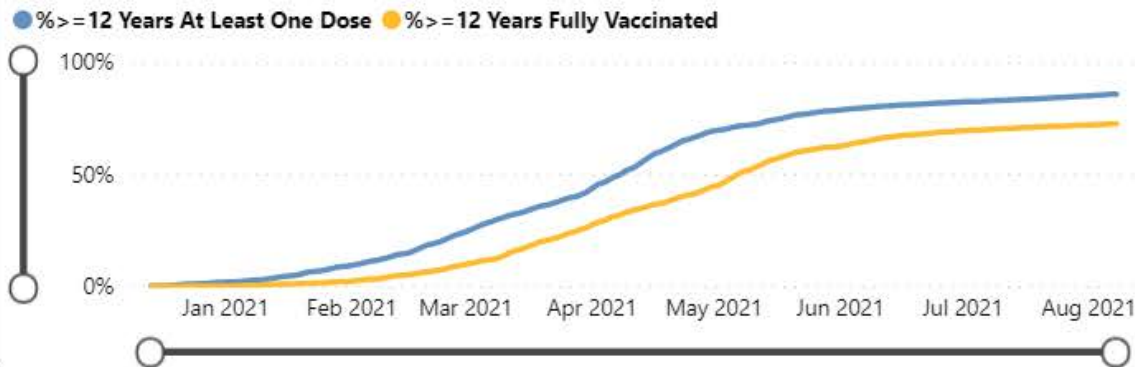
See Counts

%>= 12 Years Fully Vaccinated

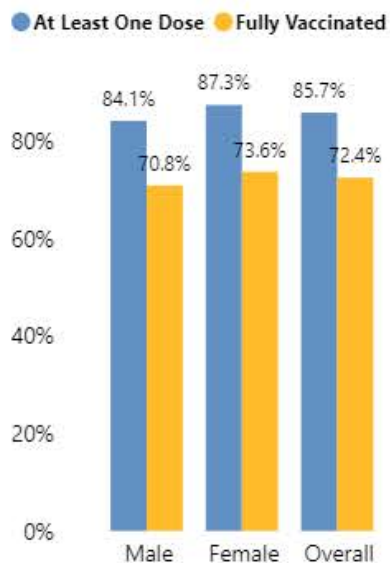
72.4%

See Percentages

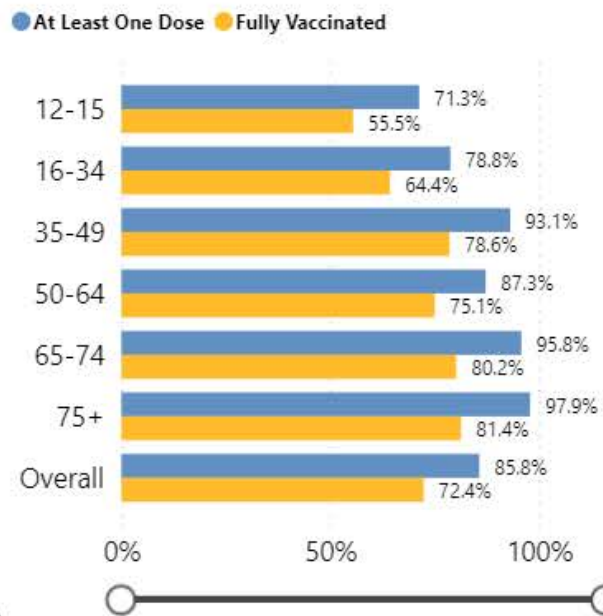
Alameda County Cumulative Percentage of Vaccine Doses



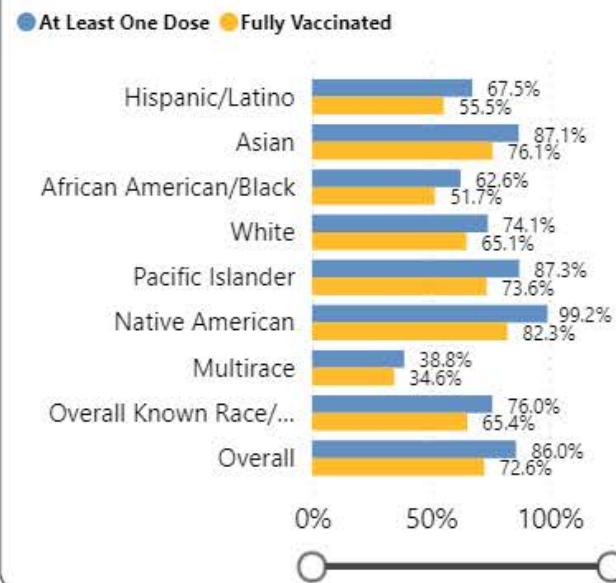
Doses by Gender (% of population >= 12 years)



Doses by Age Group (% of population)



Doses by Race/Ethnicity (% of population >= 12 Years)



| Place | At Least One Dose | Fully Vaccinated |
|---------------------|-------------------|------------------|
| Alameda | 90.6% | 77.9% |
| Albany | 98.4% | 82.6% |
| Ashland | 74.6% | 60.7% |
| Berkeley | 82.0% | 69.9% |
| Castro Valley | 89.5% | 74.8% |
| Cherryland | 77.8% | 63.3% |
| Dublin | 87.0% | 73.6% |
| Emeryville | 86.0% | 71.5% |
| Fairview | 82.1% | 69.8% |
| Fremont | 92.6% | 78.9% |
| Hayward | 84.5% | 71.1% |
| Hayward Acres | 67.6% | 58.8% |
| Livermore | 77.7% | 66.0% |
| Newark | 84.5% | 73.4% |
| Oakland | 83.1% | 69.2% |
| Piedmont | 99.9% | 86.4% |
| Pleasanton | 89.4% | 76.6% |
| Remainder of County | 67.2% | 57.7% |
| San Leandro | 85.2% | 72.2% |
| San Lorenzo | 81.5% | 70.5% |
| Sunol | 85.6% | 73.5% |
| Union City | 86.6% | 73.9% |



Two New State Health Officer Orders issued August 5



The [first order](#) requires **workers** in health care settings to be **fully vaccinated** or receive their second dose by September 30, 2021.



The [second public health order](#) directs hospitals, skilled nursing facilities, and intermediate care facilities to verify that **visitors** are **fully vaccinated** or have **tested negative** for COVID-19 in the prior 72 hours before indoor visits.



Update on “Booster” Shots

- FDA may authorize and CDC may recommend additional vaccine for some
 - Expected first for immunocompromising conditions – no details yet
 - For now, additional doses are not recommended
 - Other countries have also approved additional vaccine for older adults
- WHO urging prioritization of unvaccinated populations over boosters
- ACPHD/HCSA preparing to support any forthcoming recommendations
 - Public and provider engagement – regular health system may have large role
 - May require deployment of county vaccination resources
- All US vaccines already proving highly protective against severe disease
 - New CDC data published Friday and Delta wave experience to date support this



D.O.O.R. Goals / Response Update

- The goal is to attempt 90,000 conversations in 8 weeks - this week marks the start of week 4
- In addition to one-on-one support, we hold alternating bi-weekly DOOR Coordination and Learning Circle meetings, plus weekly newsletters with updated resources
- Door-knocking is 1 of 4 modalities we're utilizing during this time, other forms of outreach include pop-up events, canvassing commercial corridor, and mobile clinics

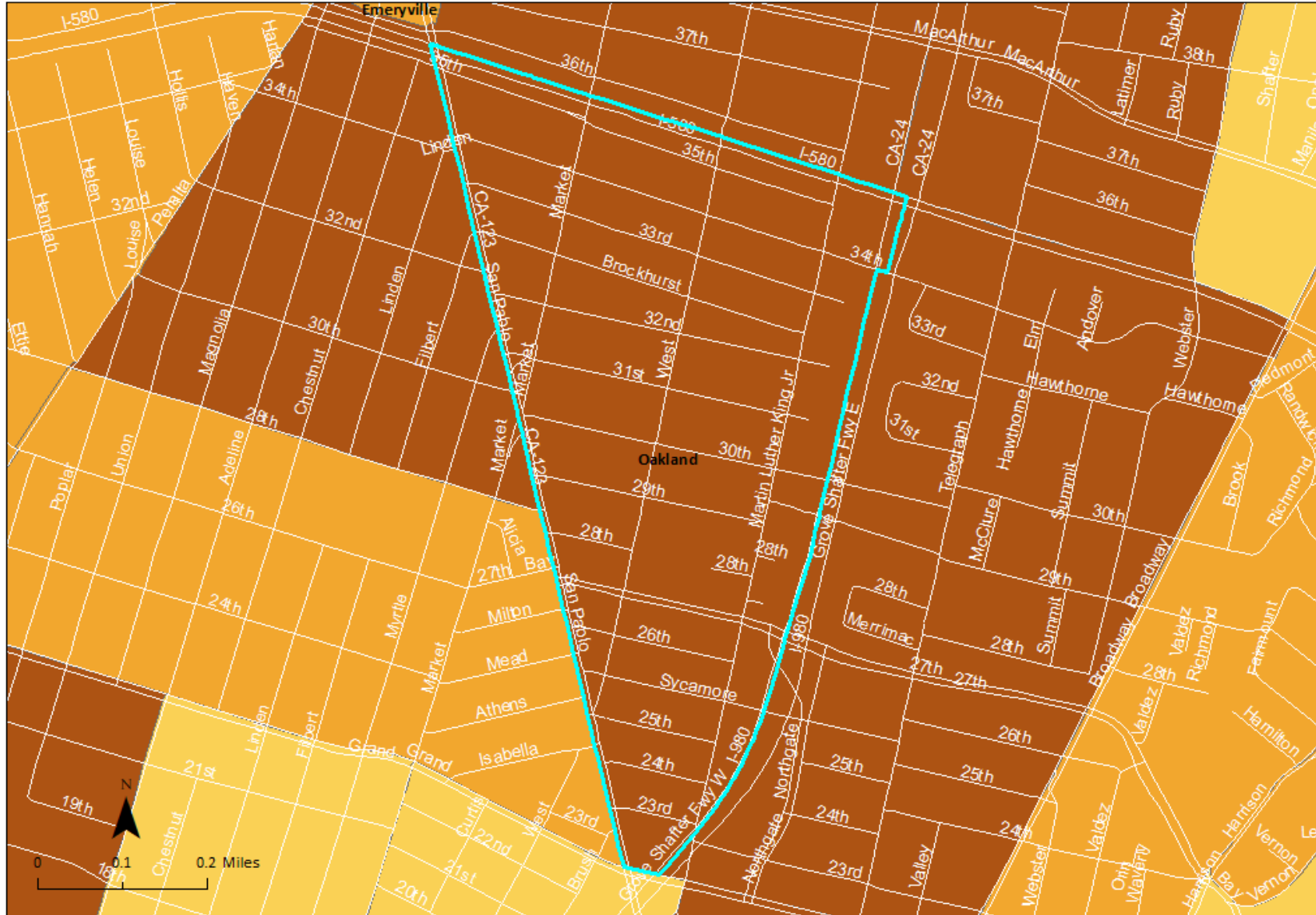
*Village Connect's DOOR Knock Team
(Cherryland/Ashland)*

Countywide as of 8/9/21

- **8,282** attempts
- **2,736** conversations
- **1,706** said yes



West Oakland Census Tract 06001401400



Source: Internal Vaccination Dashboard with data from CAIR (thru 7.1.21) and pop estimates by CT

Vaccination rate
(% of 12+pop w/ at least one dose)

- Total = 65%
- AA/Black = 37%

Estimated # of residents
who are unvaccinated:

- ≈ **1,400 Total**
- ≈ **1,000-1,100 AA/Black**
- Number of Door-Knock Attempts:
4540
- Number Reached/Conversations:
1475
- Said yes: **374**

Additionally, Serenity House hosted a
mobile vaccine pop-up:

- **43** West Oakland residents
vaccinated, mostly unhoused
African-Americans



D.O.O.R. Program



- Moving at the speed of trust
- This program only happens because of the long-lasting relationships with organizations who participate in the Community Navigators and OHE Network
- Essential partnership across HPCP, HEPP, CAPE, and COVID-19 Mobile Vaccination teams
- *Andy Nelsen (HEPP) at the Serenity House Mobile Vaccination Clinic*



Testing



Testing Demand Continues to Increase

*Community Testing Sites County wide
report 3-5 times the testing demand
as 2 weeks ago, with percent
positives rising in our priority
neighborhoods.*



Alameda County
Health Care Services Agency



Alameda County Public Health Department
Celebrating Healthy People in Healthy Communities

ALAMEDA COUNTY HEALTH CARE SERVICES AGENCY



Contingencies

- Testing Division is working with testing sites and state resources to monitor testing demand and capacity.
- Current eligible options if demand surpasses testing capacity:
 - Redeploy current mobile testing options to other locations
 - Utilize State Optum Serve testing buses at different locations
 - Request greater resources from the State
 - Other options under consideration



Upcoming Testing Events

- **Serenity House Event – 8/20**
 - Friday, 10:00 am – 2:00 pm
 - Offering Pfizer and J&J
 - African American focused
- **SHADE Movement at East Side Arts Alliance – 8/26**
 - Thursday, 3:00 pm – 8:00 pm
 - Offering Pfizer
 - Sexually trafficked population of Oakland focused



Outreach & Communications

COVID-19 VACCINES ARE EFFECTIVE

NEW MMWR REPORTS FIND THAT COVID-19 VACCINES PROVIDE PROTECTION AGAINST:

- REINFECTION FOR THOSE WHO ALREADY HAD COVID-19
- INFECTION, HOSPITALIZATIONS, AND DEATHS IN AREAS WITH THE DELTA VARIANT
- COVID-19 HOSPITALIZATION AMONG THOSE AGE 65+



It's Time to Have the Talk

**GET VACCINATED
WEAR A MASK**

510.268.2101

ALAMEDA COUNTY HEALTH CARE SERVICES AGENCY

@Dare2BWell

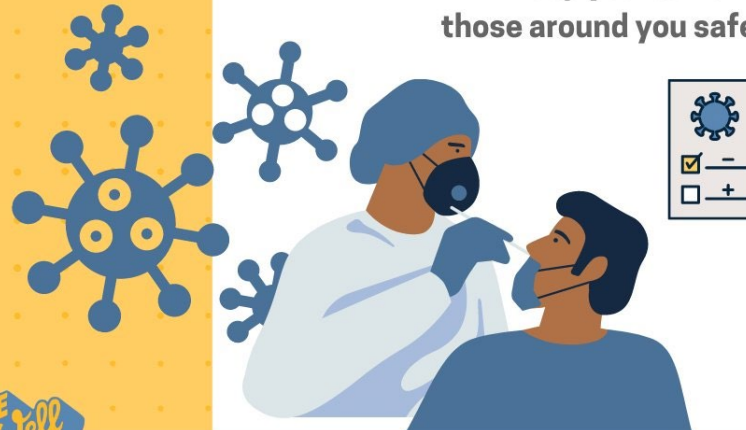


Sampling of key
messages in rotation
on 3 social media
channels and
biweekly newsletter

Get Tested!

for COVID-19

Keep yourself and
those around you safe.



@Dare2BWell

ALAMEDA COUNTY HEALTH CARE SERVICES AGENCY

Wear your mask

regardless of
vaccination
status



@Dare2BWell

ALAMEDA COUNTY HEALTH CARE SERVICES AGENCY

The COVID-19 vaccine contains
COVID and will give you COVID.



MYTH

Check out the link to get a
better understanding of how
vaccines work.



@Dare2BWell

ALAMEDA COUNTY HEALTH CARE SERVICES AGENCY



Alameda County Health Care Services Agency

@Dare2BWell

FACT: The vaccines do not contain coronavirus and cannot give you COVID. The COVID vax teaches our immune systems how to recognize and fight the virus that causes COVID. More on how vax works:

[cdc.gov/coronavirus/20...](https://www.cdc.gov/coronavirus/2019-ncov/)

#WearAMask 🧐 #WashHandsOften



Alameda County
Health Care Services Agency



Alameda County Public Health Department
Celebrating Healthy People in Healthy Communities



**It's wildfire season, and
the air may be affected.**

Stay informed about air quality.



@Dare2BWell

ALAMEDA COUNTY HEALTH CARE SERVICES AGENCY

Keeping our community informed of health risks beyond COVID-19 and providing guidance including links to resources.

As neighboring communities are experiencing fires, please monitor the air quality and protect your health. For health and air quality information, please visit:

<https://www.airnow.gov/>



Alameda County
Health Care Services Agency



Alameda County Public Health Department
Celebrating Healthy People in Healthy Communities

THANK YOU!



JOIN THE CONVERSATION

@Dare2BWell



STAY INFORMED



Vaccine Community Advisory Board

Tuesday at 5:30 PM (monthly)

<https://covid-19.acgov.org/community-advisory-group>



Alameda County Health Care Services Agency Bi-Weekly COVID-19 Updates

Includes presentations & newsletters

<https://covid-19.acgov.org/response>



Updates about COVID-19 vaccines

Find Testing and Vaccine information

<https://covid-19.acgov.org/vaccines>



Thank you

Questions

