

# Alameda County Board of Supervisors

## COVID-19 Update

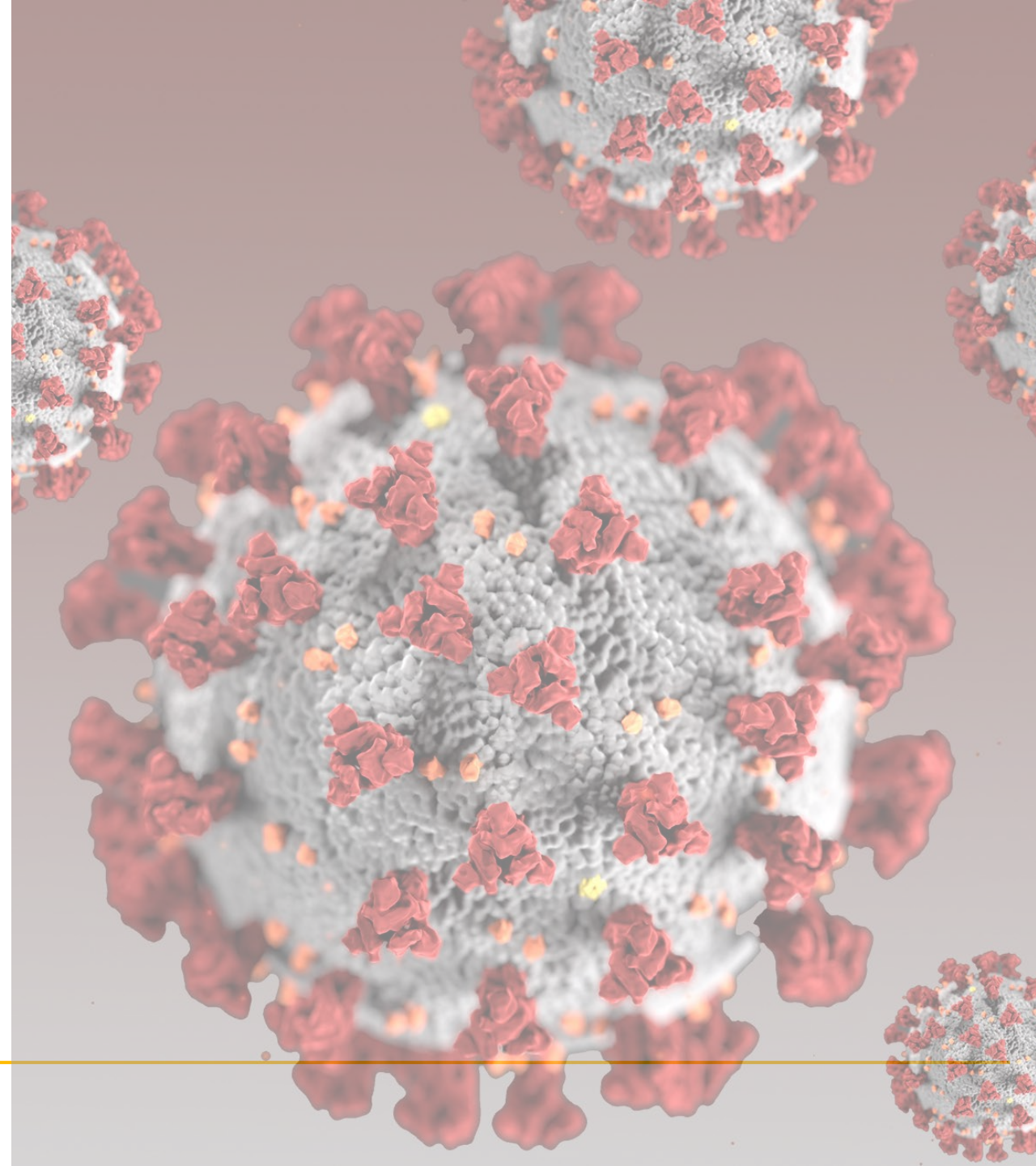
August 3, 2021



Alameda County  
Health Care Services Agency



Alameda County Public Health Department  
Celebrating Healthy People in Healthy Communities



# Agenda

1. Data
2. Face Covering Update
3. Vaccine Updates
4. Outreach & Communications

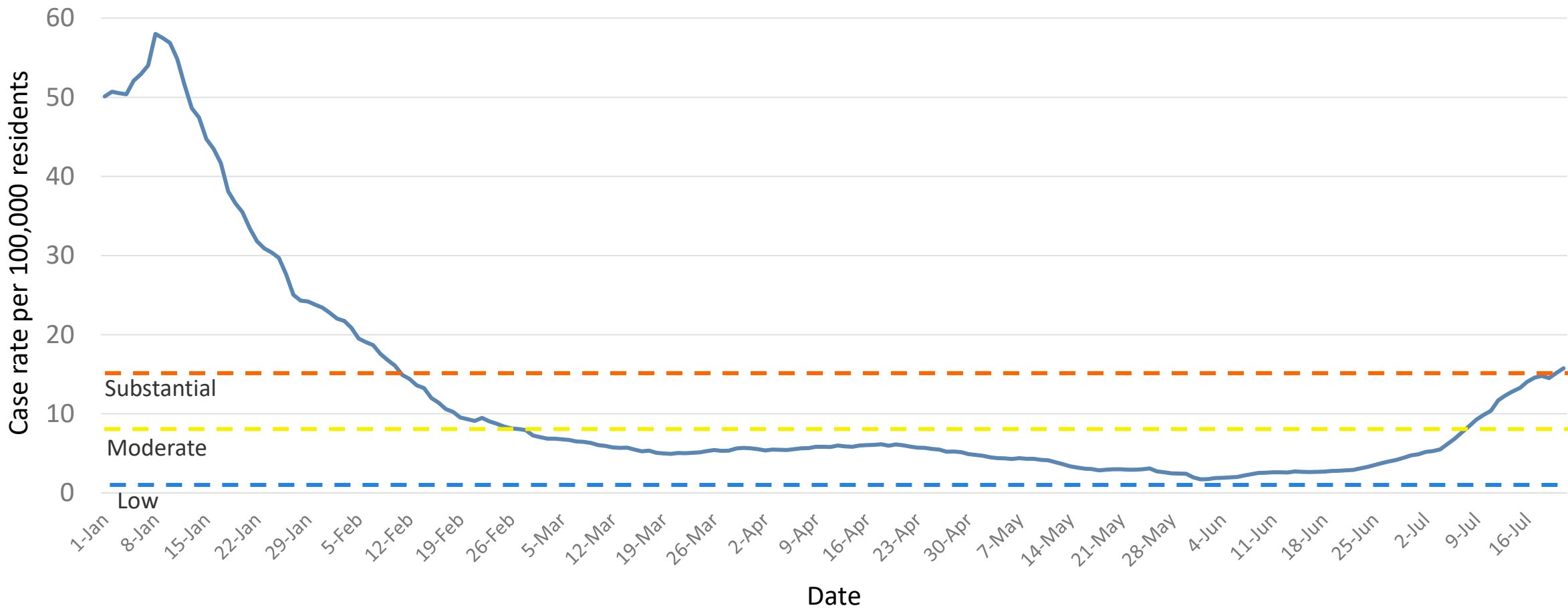
# 1. Data

# Epidemic Data Key Points as of 8/3

- Daily case rate is 17 per 100,000 and rising
  - Up to 500 reported cases per day
- Test positivity is 5.4 %
  - HPI first quartile: 8.2 %
- Hospitalized COVID cases 179; ICU 47
- Testing increasing to ~7,500 per day
  - Demand has increased 3-5x at some sites
- Most of CA, much of USA with substantial or high community transmission



# Alameda County COVID-19 Daily Case Rate



— New cases per 100,000 per day, 7-day average, by episode date

Includes City of Berkeley

Source: CalREDIE Data Distribution Portal download July 29, 2021



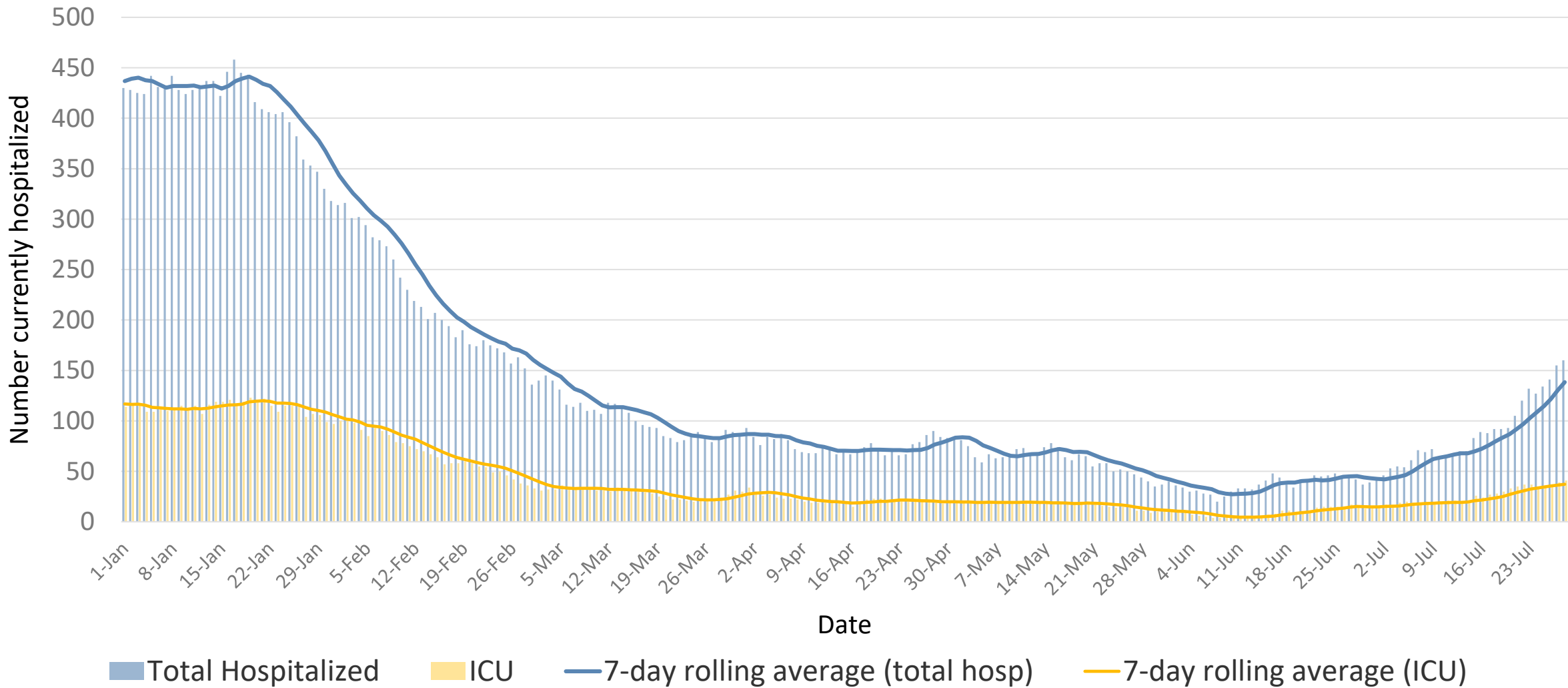
Alameda County  
Health Care Services Agency



Alameda County Public Health Department  
Celebrating Healthy People in Healthy Communities

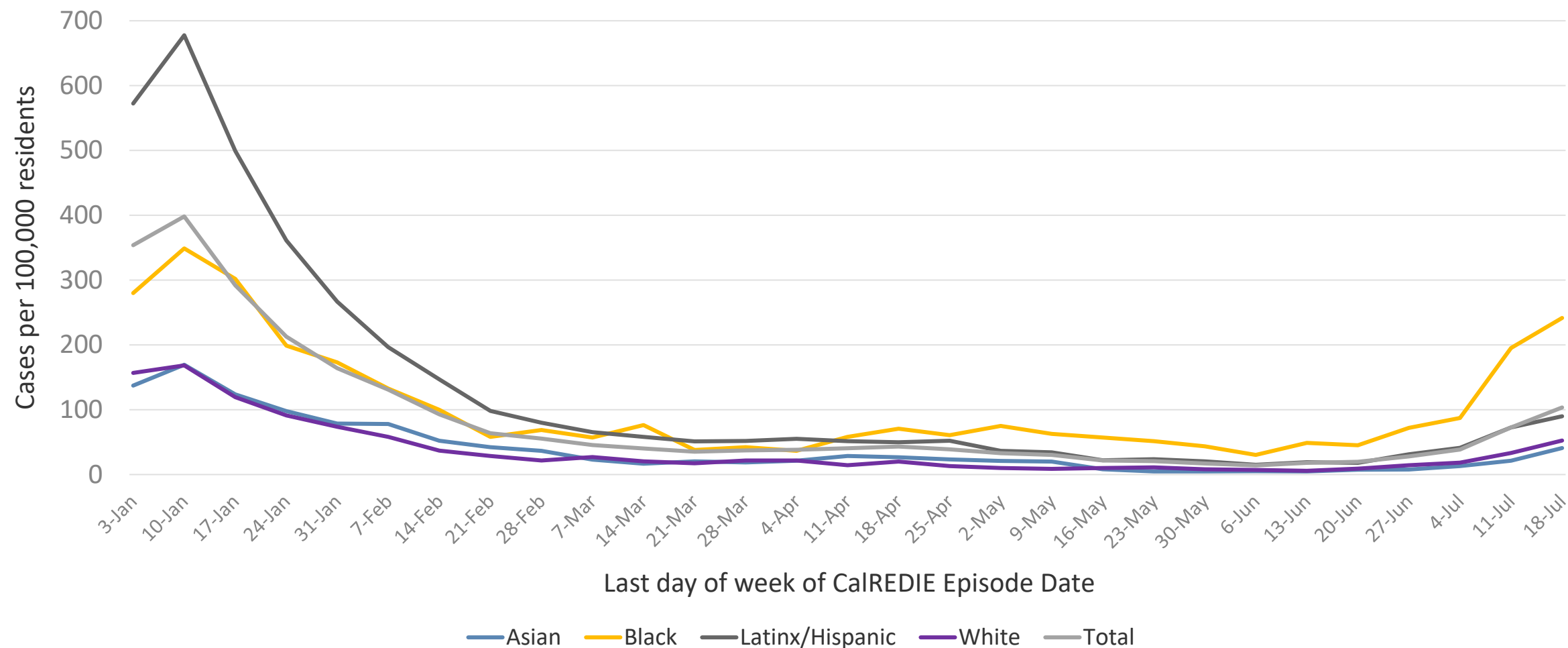
Transmission thresholds are adapted from the Centers for Disease Control and Prevention weekly thresholds, available at: <https://covid.cdc.gov/covid-data-tracker/#county-view>

# COVID-19 Patients Currently Hospitalized in Alameda County



Source: California Department of Public Health

# Alameda County COVID-19 weekly case rate



Includes City of Berkeley

Source: CalREDIE Data Distribution Portal download July 29, 2021

# CDC Report on Delta

- Delta is more transmissible than earlier common variants
- More virus in upper airways with Delta infection, even in vaccinated
- Vaccinated people are probably contributing to spread of Delta
  - Risk of infection is still lower in vaccinated people
- Delta appears more likely to cause severe disease
- Vaccines strongly protect against severe disease, even with Delta





## 2. Face Covering Update

# Face coverings required again for vaccinated persons

- Alameda County, City of Berkeley and 7 other Bay Area counties requiring face coverings in indoor public settings regardless of vaccination status
  - Examples: offices, stores, restaurants and bars, theaters, conference centers
  - Masks may be removed for eating and drinking
  - Other exemptions apply
- Also recommended
  - Businesses should make face coverings available to customers
  - Wear masks in private indoor gatherings if different households are mixing
- CDC, CDPH now recommend masks for vaccinated in indoor public settings



# 1 MILLION

PEOPLE FULLY VACCINATED!

## 3. Vaccine Updates





# Alameda County COVID-19 Vaccination Dashboard

% of population >= 12 Years

%>=12 Years with at Least One Dose

84.7%

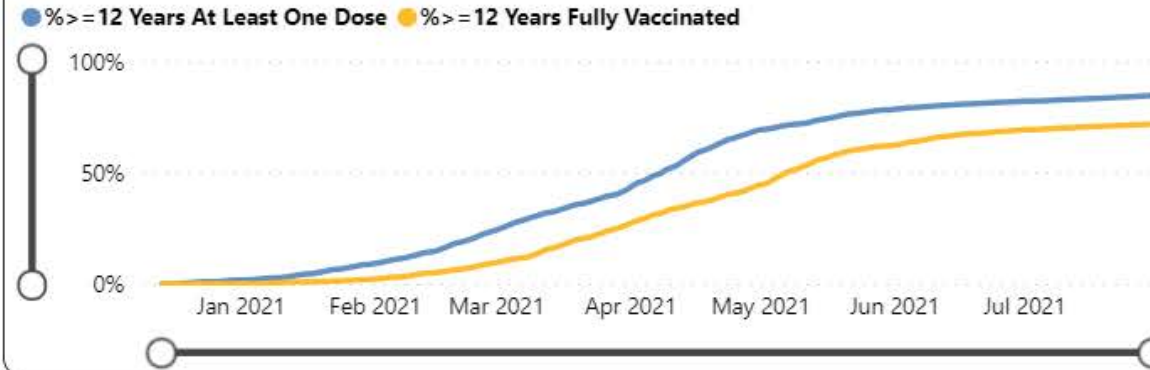
See Counts

%>=12 Years Fully Vaccinated

71.7%

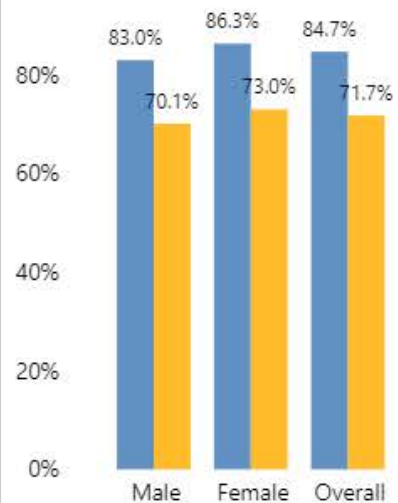
See Percentages

Alameda County Cumulative Percentage of Vaccine Doses



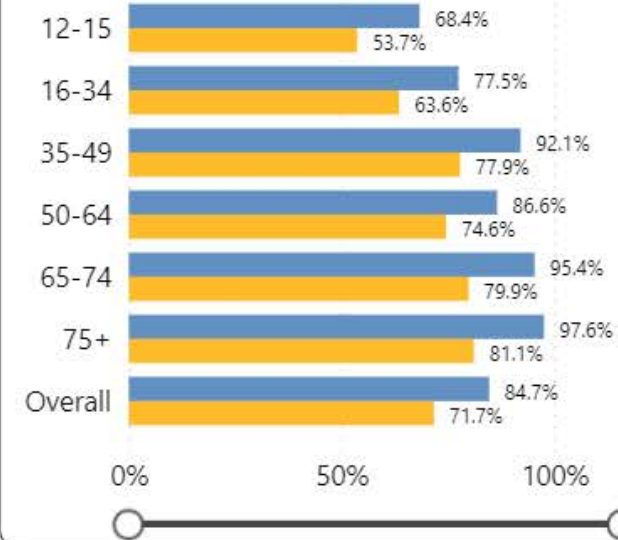
Doses by Gender (% of population >= 12 years)

● At Least One Dose ● Fully Vaccinated



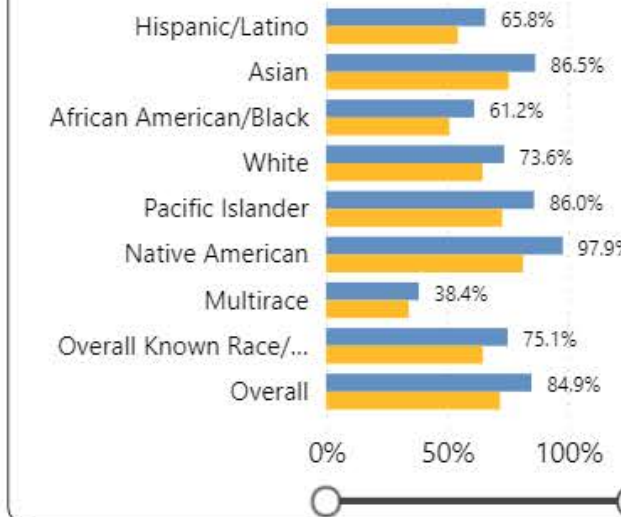
Doses by Age Group (% of population)

● At Least One Dose ● Fully Vaccinated



Doses by Race/Ethnicity (% of population >= 12 Years)

● At Least One Dose ● Fully Vaccinated

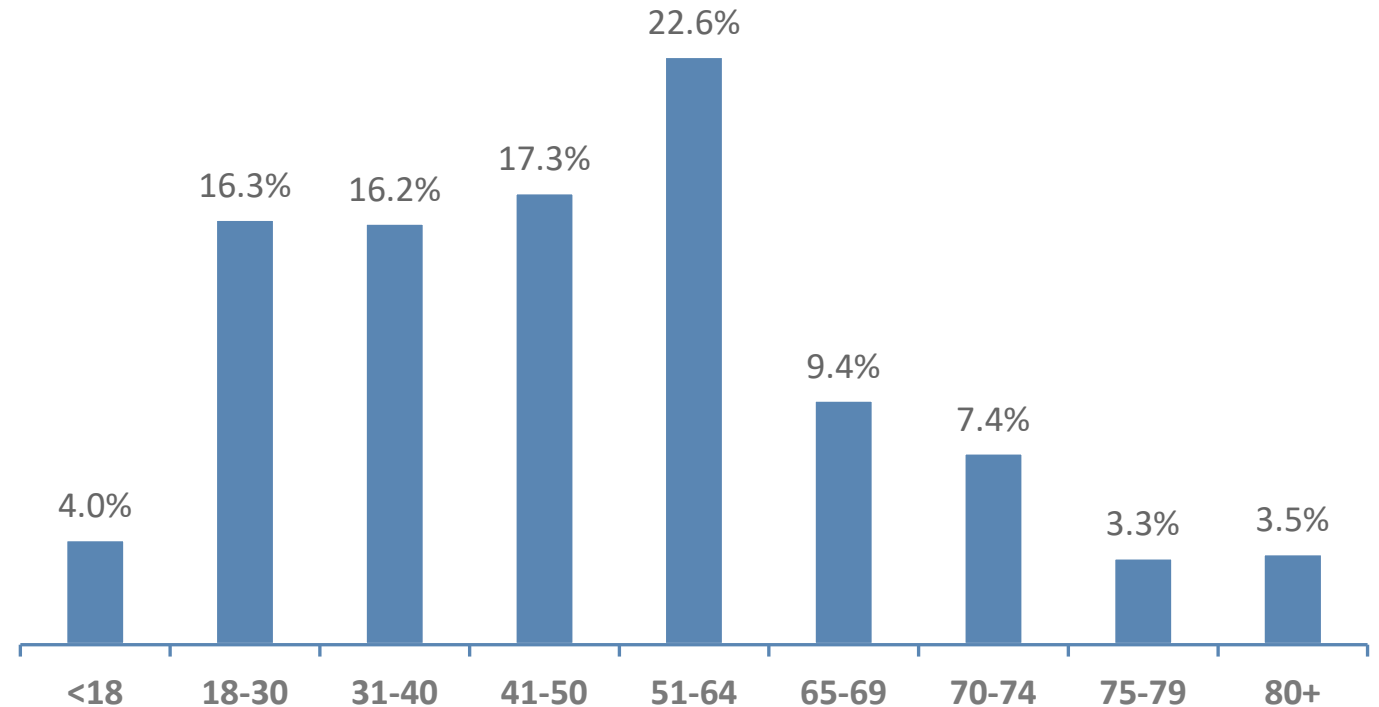


Place	At Least One Dose	Fully Vaccinated
Alameda	90.0%	77.3%
Albany	97.7%	82.1%
Ashland	73.1%	59.6%
Berkeley	81.4%	69.5%
Castro Valley	88.5%	74.1%
Cherryland	76.2%	62.5%
Dublin	86.2%	72.9%
Emeryville	85.1%	71.0%
Fairview	81.0%	69.3%
Fremont	91.7%	78.2%
Hayward	83.0%	70.3%
Hayward Acres	65.8%	57.5%
Livermore	76.7%	65.4%
Newark	83.5%	72.7%
Oakland	81.9%	68.4%
Piedmont	99.4%	86.1%
Pleasanton	88.6%	76.0%
Remainder of County	66.5%	57.1%
San Leandro	84.0%	71.4%
San Lorenzo	80.4%	69.8%
Sunol	84.1%	72.6%
Union City	85.5%	73.1%

# Alameda County PODs

- **147,450 first doses administered through 7.29.21**, includes all PODs operated by the County and in partnership with community:
- Community PODs
- Targeted, population-specific PODs
- Pop-up PODs
- Vaccinations for homebound individuals
- Fire Departments partnership
- Clinic partnerships
- Faith based partnerships

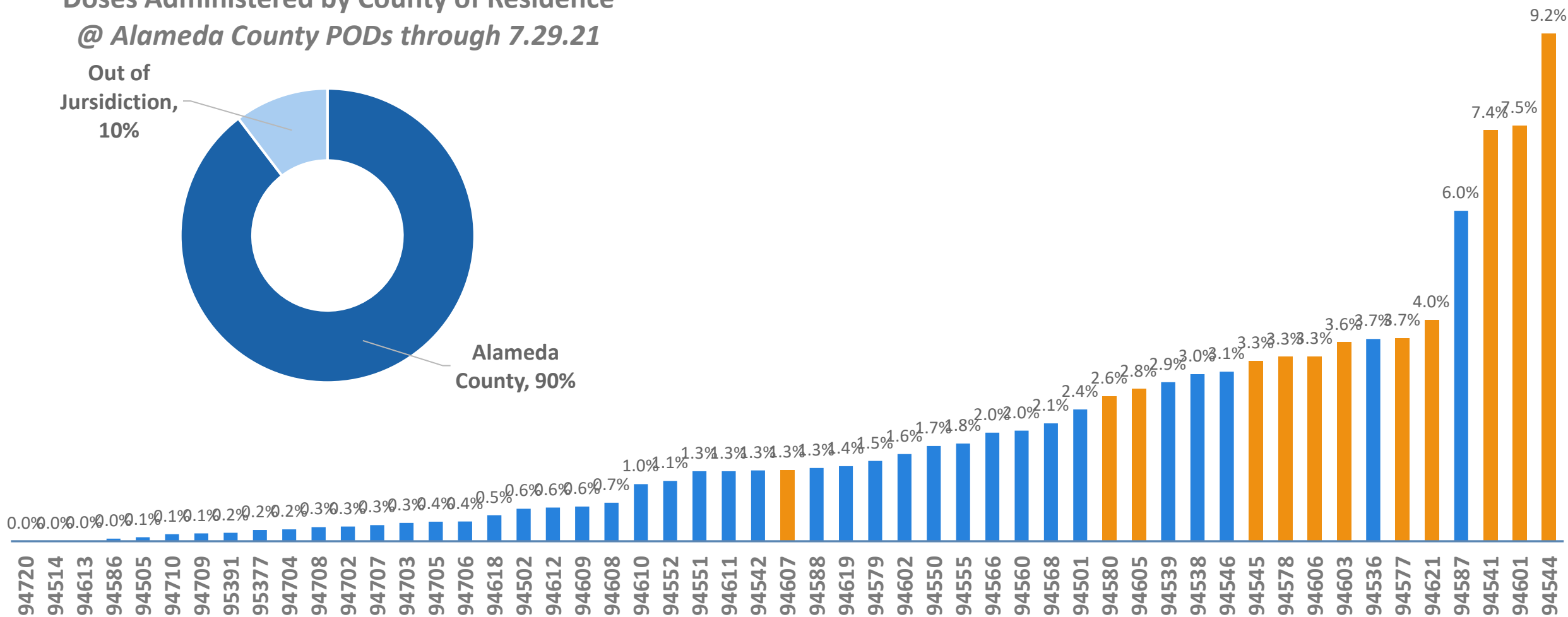
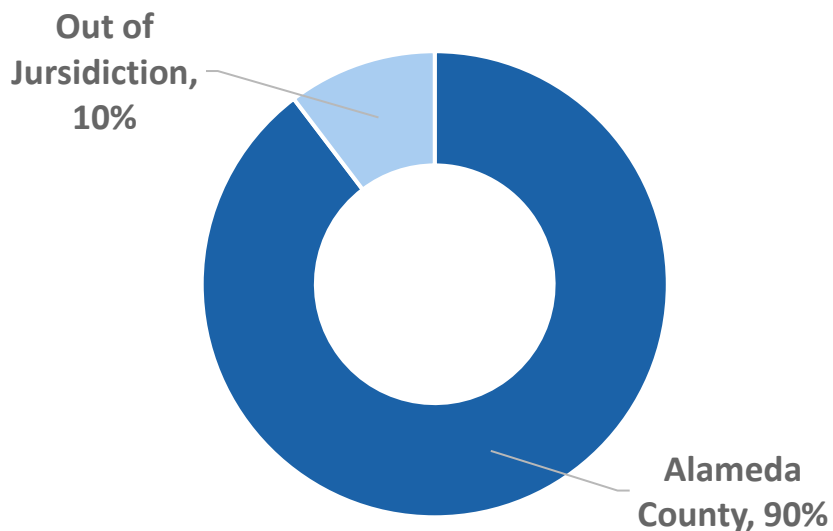
**Doses Administered by Age Group**  
**@Alameda County PODS through 7.29.21**





# Doses Administered by Zip Code of Residence @Alameda County PODS through 7.29.21 among 90% who are AC residents; orange = high priority zip codes

## Doses Administered by County of Residence @ Alameda County PODs through 7.29.21



# ACPHD Stationary POD Vaccination Sites

- Recent Stationary Sites:
  - Allen Temple: 1,498 (+135)
  - Old Decoto School: 1,310 (+35)
  - Weekes Community Center: 264 (+56)
- POD Schedule Week of 8.2
  - 8.6: Our Lady of the Rosary, 4:30pm-7:30pm
  - 8.7: Allen Temple, 10am-2pm
  - 8.7: Weekes Community Center, 10am-2pm
  - 8.8: Our Lady of the Rosary, 8am-2pm



# Mobile/Pop-up Vaccination sites 8/2/21- 8/8/21

- Oakland
  - 8/3/21: McClymonds High School
  - 8/4/21: East Bay Innovation Academy Lower
  - 8/4/21-8/5/21: Westlake Middle School
  - 8/4/21: Frick United
  - 8/5/21: East Bay Innovation Academy Upper
  - 8/5/21-8/6/21: AIMS College Prep High School
  - 8/6/21: Civicorps
  - 8/7/21: Urban Promise Academy
  - 8/7/21: Elmhurst Middle School
  - 8/7/21-8/8/21: Street Level Health Project/Day Laborers Event
- Oakland Coliseum
  - 8/3/21: A's Home Game
  - 8/4/21: A's Home Game
  - 8/6/21: A's Home Game
  - 8/7/21: A's Home Game
  - 8/8/21: A's Home Game
- San Lorenzo
  - 8/6/21: El Shaddai/Mobile Dental (AC HCH POD)
  - 8/7/21: San Lorenzo Community Church/Regional Pacific Islander Task Force
- San Leandro
  - 8/4/21-8/6/21: San Leandro High School
  - 8/6/21: Ghirardelli Inc
    - CLOSED POD- employees only
- Fremont
  - 8/7/21: Ohlone College Fremont Campus
- Hayward
  - 8/7/21: Hayward NAACP/Eden Youth Center





# California Mandate to Increase Vaccination

- California released first Statewide policy in the U.S. on 7/26
- Employees in the following settings are required to show proof of vaccination or agree to mask/PPE and be tested at least weekly
  - State employees, effective 8/2.
  - Homeless shelters, retirement homes, jails/prisons
  - Health care settings incl. hospitals, nursing facilities, clinics, and doctors' offices



# 4. Outreach & Communications



**Vaccination Protects Everyone**  
No ID? No problem.

**COVID-19 Vaccine**  
Safe • Effective • Free

**Vaccine Eligibility**

Everyone aged 12+

**Vaccine Options**

All 3 vaccines (Pfizer, Johnson & Johnson, and Moderna) are available at most sites!

**Getting Vaccinated**

*No more lines!* Appointments are suggested but not required. Scan the QR Code to make an appointment or drop in at a vaccine site listed below. **In home vaccinations are available for the homebound!**

For more information,  
call **510-208-4VAX (4829)**



**Vaccination Sites Near You**

Location	Hours
<u>Allen Temple Baptist Church</u> 8501 International Blvd, Oakland <u>CALPEP</u> 2811 Adeline St, Oakland	<ul style="list-style-type: none"> <li>Saturdays 10 am-2PM</li> <li>Thursdays 2pm-4pm (Pfizer, J&amp;J)</li> </ul>
<u>ROOTS Vaccine Clinic</u> 9925 International Blvd, Oakland	<ul style="list-style-type: none"> <li>Thursdays &amp; Fridays 1pm- 4pm</li> <li>August 5<sup>th</sup> 4pm – 8pm (All vaxx)</li> </ul>
<u>Oakland Zoo</u> 9777 Golf Links Rd. Oakland	<ul style="list-style-type: none"> <li>July 24<sup>th</sup> 9am-2:30pm (Pfizer)</li> </ul>
<u>Order of Malta at the Cathedral of Christ the Light</u> 2121 Harrison St. Oakland	<ul style="list-style-type: none"> <li>July 31<sup>st</sup> 9 am – 2pm (Pfizer)</li> </ul>



Alameda County Health Care Services Agency



**La vacunación protege a todos.**  
No tiene ID? No hay problema.

**La vacuna de COVID-19**  
Seguro • Eficaz • Gratis

**Elegibilidad para la vacuna**

Todos de 12+ años de edad

**Opciones**

Las 3 vacunas (Pfizer, Johnson & Johnson, y Moderna) están disponibles en la mayoría de los sitios!

**Como vacunarse**

*No hay líneas!* Se sugieren citas, pero no son obligatorias. Escanee el código QR para programar una cita o visite uno de los sitios de vacunas que se enumeran a continuación. **Vacunación en casa disponible para personas discapacitadas.**



Para mas informacion, llame **510-208-4VAX (4829)**

**Sitios que están cerca**

Sitios	Horas
<u>Allen Temple Baptist Church</u> 8501 International Blvd, Oakland <u>CALPEP</u> 2811 Adeline St, Oakland	<ul style="list-style-type: none"> <li>Sábados 10AM-2PM</li> <li>Jueves 2-4PM (Pfizer, J&amp;J)</li> </ul>
<u>ROOTS Vaccine Clinic</u> 9925 International Blvd, Oakland	<ul style="list-style-type: none"> <li>Jueves y Viernes 1pm- 4pm (All vaxx)</li> <li>8 de Agosto 4pm-8pm(all vaxx)</li> </ul>
<u>Oakland Zoo</u> 9777 Golf Links Rd. Oakland	<ul style="list-style-type: none"> <li>Sabado 24 de Julio 9am-2:30pm (Pfizer)</li> <li>Sabado 31 de Julio 9am-2pm (Pfizer)</li> </ul>
<u>Order of Malta at the Cathedral of Christ the Light</u> 2121 Harrison St. Oakland	



Alameda County Health Care Services Agency

# DIRECT OUTREACH to OUR RESIDENTS ( DOOR )

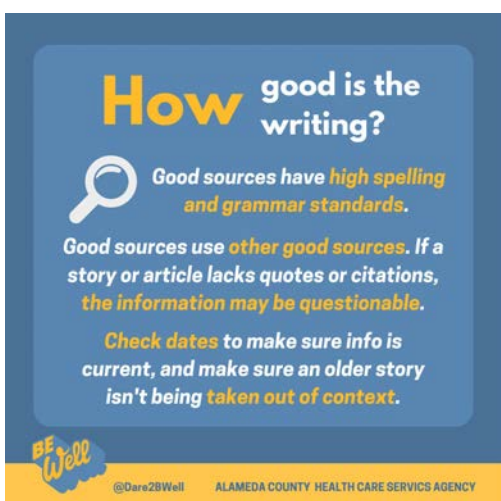


Alameda County  
Health Care Services Agency



**Alameda County Public Health Department**  
Celebrating Healthy People in Healthy Communities

# Continued efforts at myth-busting



**FACT:** COVID-19 vaccines were tested in large clinical trials that included people of different ages, races, and ethnicities, as well as those with pre-existing medical conditions, to make sure the vaccines are safe and effective for everyone. Everyone who participated in the vaccine's trials(as early as March 2020) were closely followed after receiving their vaccine and reported no long-term effects. [Click here to learn more about the different vaccines and their clinical trials.](#)



**THE DELTA  
VARIANT IS STRONG.  
ALAMEDA COUNTY  
IS STRONGER.**

# Thank you

Questions

**GET VACCINATED**



**ALAMEDA COUNTY HEALTH CARE SERVICES AGENCY  
PUBLIC HEALTH DEPARTMENT**

**510.268.2101**



**ALAMEDA COUNTY HEALTH CARE SERVICES AGENCY**

**@Dare2BWell**



Alameda County  
Health Care Services Agency



Alameda County Public Health Department  
Celebrating Healthy People in Healthy Communities