

Alameda County Board of Supervisors

COVID-19 Update

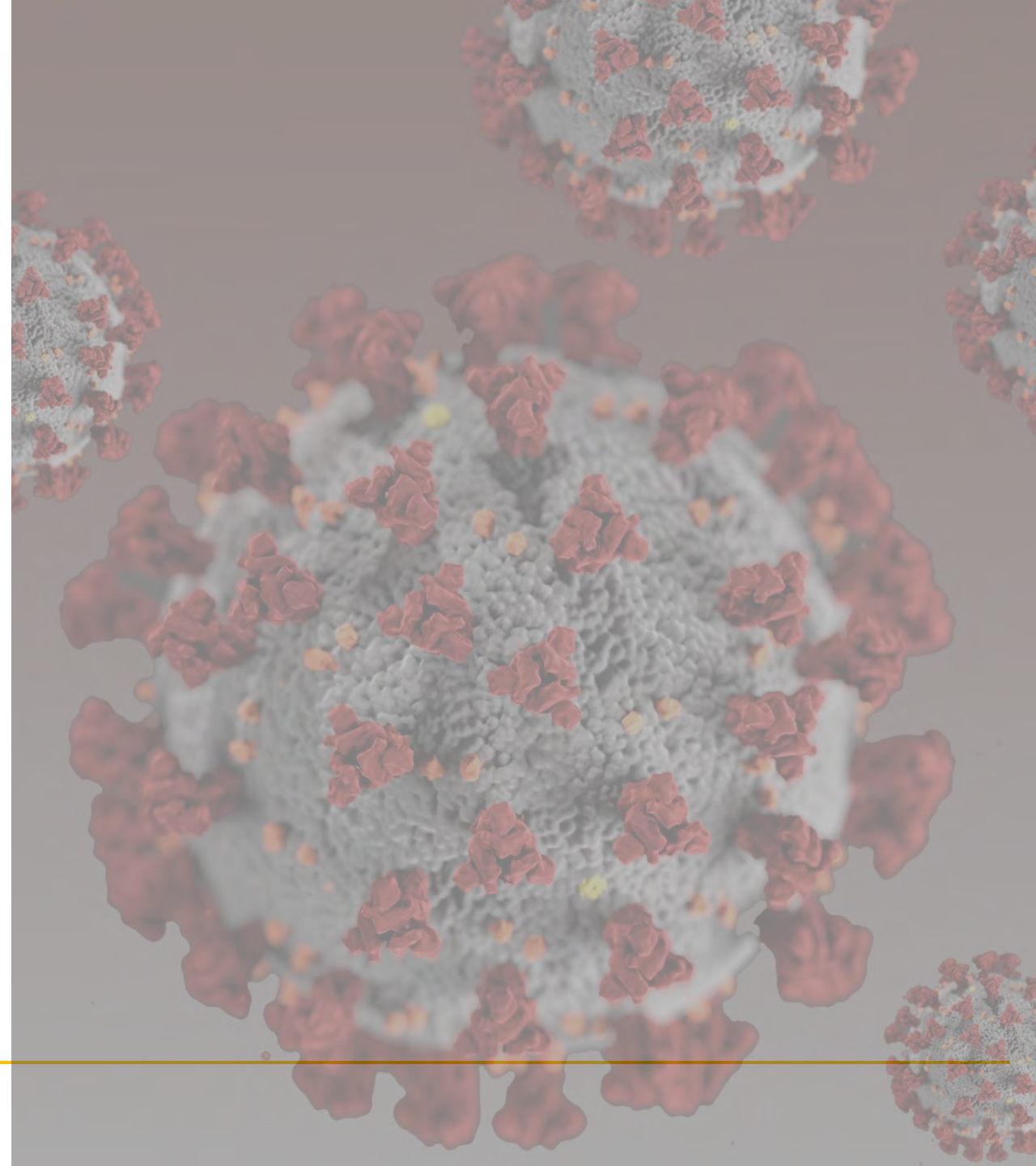
May 18, 2021



Alameda County
Health Care Services Agency



Alameda County Public Health Department
Celebrating Healthy People in Healthy Communities



Agenda

1. Data
2. Re-opening/Blueprint
3. Vaccine Updates
4. Outreach & Communications

1. Data



Epidemic Data Key Points

- Daily case rate is 3.4 per 100,000
 - Adjusted Case Rate is 2.6
 - Between 55 and 85 cases reported daily over past 10 days
- Test positivity is 1.1%
 - 1.8% in lowest HPI quartile
- Hospitalized COVID cases 74; ICU 19
- Testing down to 7,800 per day

2. Reopening/Blueprint



Shelter in Place Update

- AC in Orange Tier for now
 - Blueprint restrictions to be lifted 6/15
 - Yellow Tier possible before Blueprint lifted
- Awaiting detailed “Beyond the Blueprint” guidance from State

Please Continue to Mask

- CDC relaxed face covering guidance for fully vaccinated people, but...
- **CA still requires masks in most indoor settings**, regardless of vaccine status
- Masks will continue to benefit us for now
 - < 50% of residents are fully vaccinated
 - COVID-19 continues to circulate
 - Workplaces must follow Cal/OSHA standards
- CA to relax mask rules after June 15

**DON'T KNOW IF THEY ARE VAXXED,
PLEASE WEAR A MASK.**



**BE
Well**

ALAMEDA COUNTY PUBLIC HEALTH CARE SERVICES AGENCY

@dare2bWell

3. Vaccine Updates



ELIGIBILITY UPDATE!

WHO CAN NOW GET A COVID-19 VACCINE?

Teens 12-17 can now sign up to get the Pfizer vaccine with parental consent.



BE Well

Vaccine Now Approved for Children 12 to 15 Years of Age

- **Where can I have my child vaccinated now?**
 - Ask your health care provider
 - Visit **MyTurn.CA.gov** to find clinics and pharmacies vaccinating people 12 and older
 - **Alameda County Fairgrounds** (Drive-Through Only)
 - **UCSF Benioff Children's Hospital Oakland** (BCHO)
 - Alameda County Community PODs beginning Family Days later this week
 - City of Berkeley vaccine sites

of Vaccine Doses Administered
1670947



Alameda County COVID-19 Vaccination Dashboard

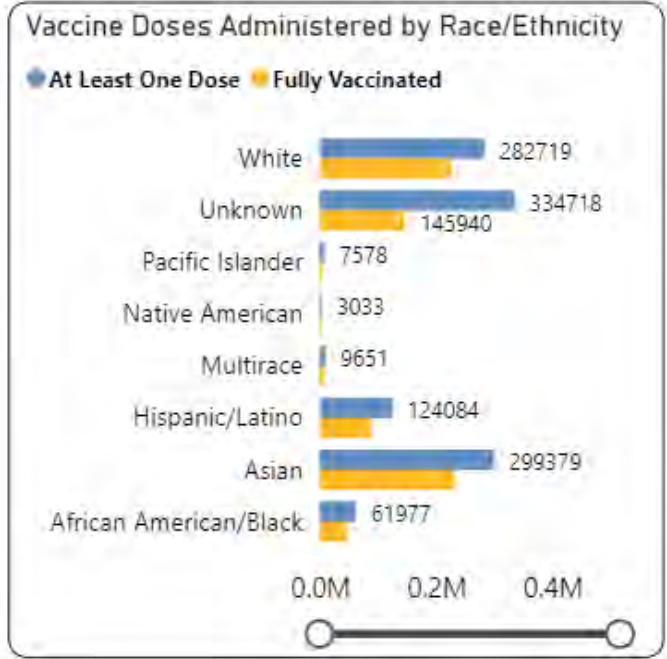
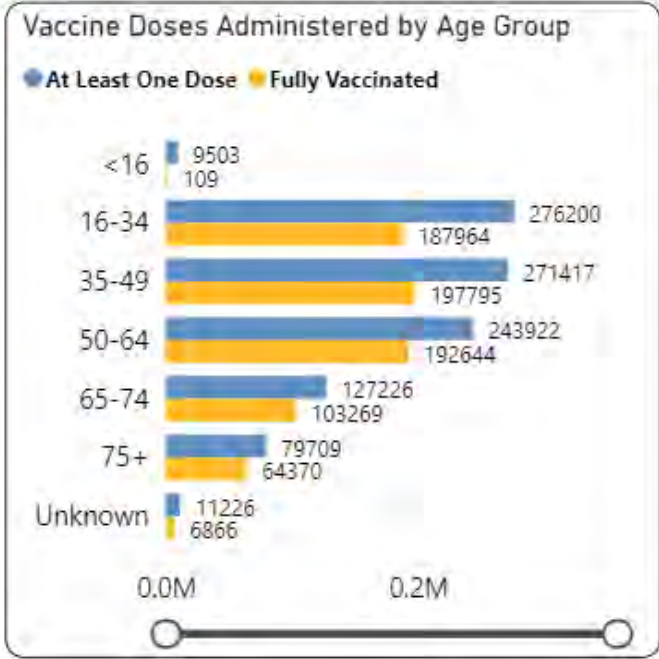
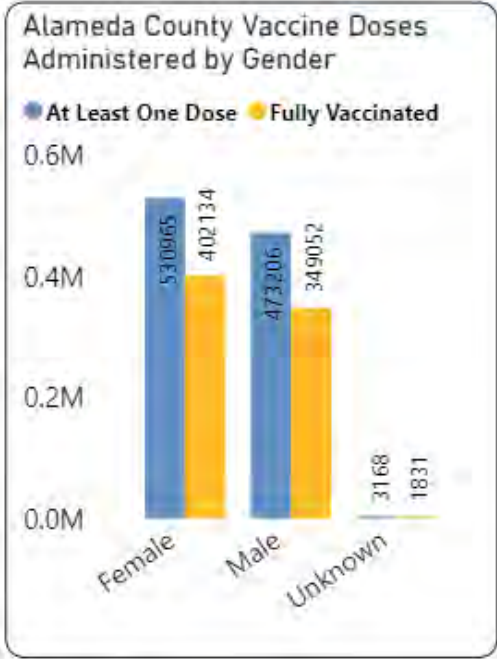
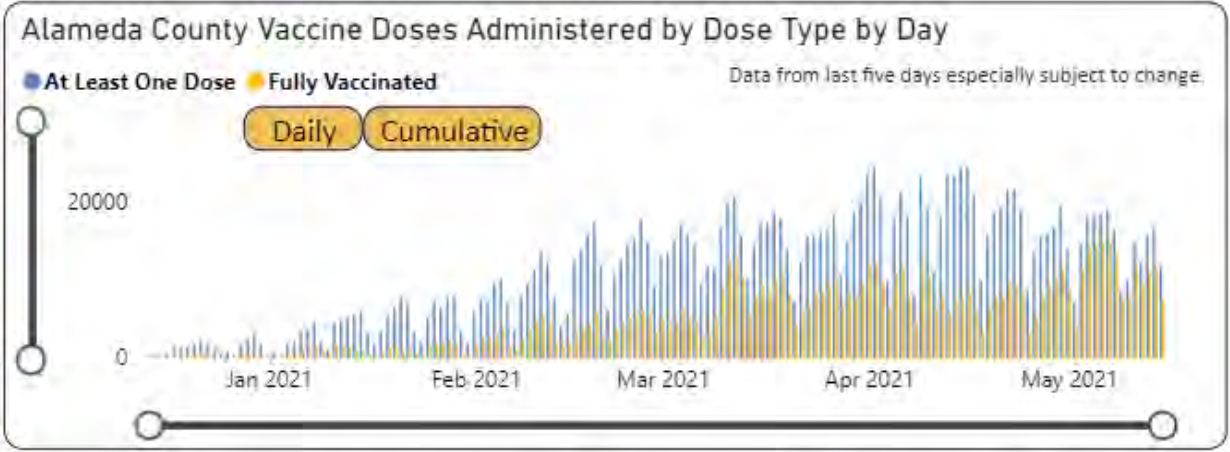
of Residents with at Least One Dose
1004920

See Counts

See Percentages

Fully Vaccinated
752995

Doses Received by the County



Place	At Least One Dose	Fully Vaccinated
Alameda	53077	41581
Albany	14242	10826
Ashland	10701	7614
Berkeley	80771	63051
Castro Valley	42004	31711
Cherryland	7583	5441
Dublin	40819	29847
Emeryville	8784	6395
Fairview	6272	4810
Fremont	150995	110334
Hayward	89483	65253
Hayward Acres	1738	1182
Livermore	49281	37936
Newark	29562	21487
Oakland	248766	183145
Piedmont	8496	6485
Pleasanton	52106	38257
Remainder of County	2538	1856
San Leandro	55362	39826
San Lorenzo	15118	11140
Sunol	651	482
Union City	46173	33113



Alameda County COVID-19 Vaccination Dashboard

% >= 16 Years With at Least One Dose

74.7%

% >= 16 Years Fully Vaccinated

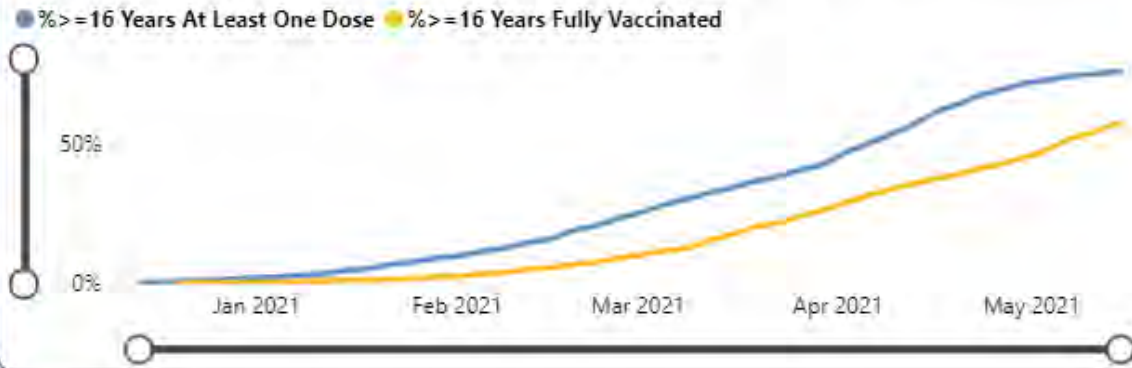
56.5%

See Counts

See Percentages

Doses Received by the County

Alameda County Cumulative Percentage of Vaccine Doses

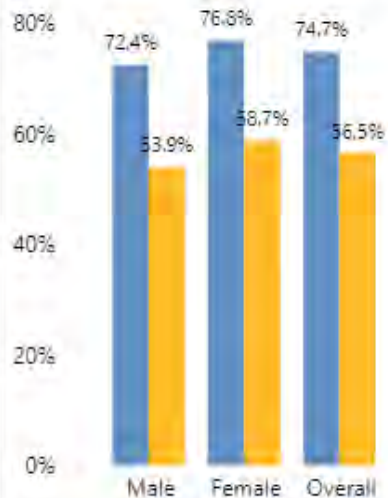


% of population >= 16 Years

Place	At Least One Dose	Fully Vaccinated
Alameda	81.4%	64.4%
Albany	89.2%	70.0%
Ashland	60.2%	43.0%
Berkeley	74.5%	59.1%
Castro Valley	79.2%	60.4%
Cherryland	63.0%	45.3%
Dublin	76.1%	56.3%
Emeryville	77.6%	56.7%
Fairview	71.6%	55.2%
Fremont	81.5%	60.1%
Hayward	71.4%	52.3%
Hayward Acres	55.8%	38.1%
Livermore	69.3%	53.7%
Newark	76.3%	55.7%
Oakland	72.1%	53.5%
Piedmont	95.9%	76.0%
Pleasanton	81.6%	60.5%
Remainder of County	64.3%	47.3%
San Leandro	76.0%	55.1%
San Lorenzo	73.9%	54.8%
Sunol	79.6%	59.2%
Union City	79.2%	57.1%

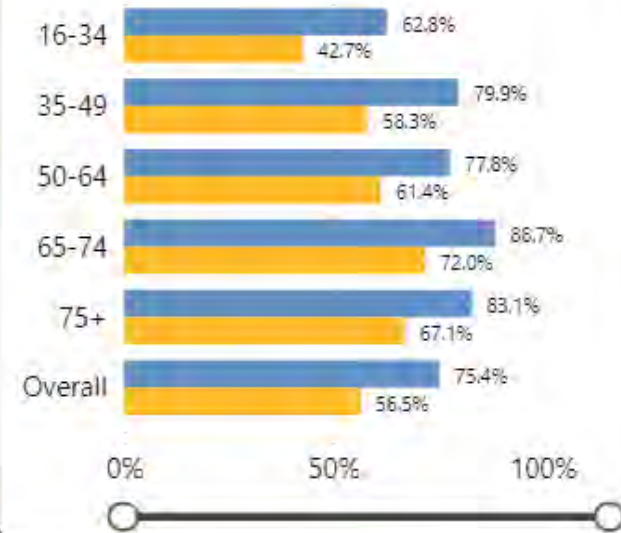
Doses by Gender (% of population >= 16 years)

At Least One Dose Fully Vaccinated



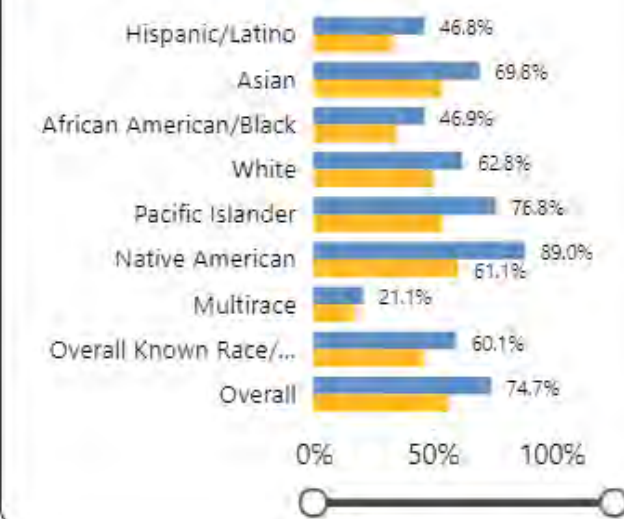
Doses by Age Group (% of population)

At Least One Dose Fully Vaccinated



Doses by Race/Ethnicity (% of population >= 16 Years)

At Least One Dose Fully Vaccinated



4. Outreach & Communications



THANK YOU!



STAY IN INFORMED

@Dare2BWell



STAY INFORMED



Vaccine Community Advisory Board

Tuesday at 5:30 PM (bi-weekly)

<https://covid-19.acgov.org/community-advisory-group>



Alameda County Health Care Services Agency Weekly COVID-19 Updates

Includes presentations & newsletters

<https://covid-19.acgov.org/response>



Updates about COVID-19 vaccines

Eligibility & appointment information

<https://covid-19.acgov.org/vaccines>

