

Alameda County Board of Supervisors

COVID-19 Update

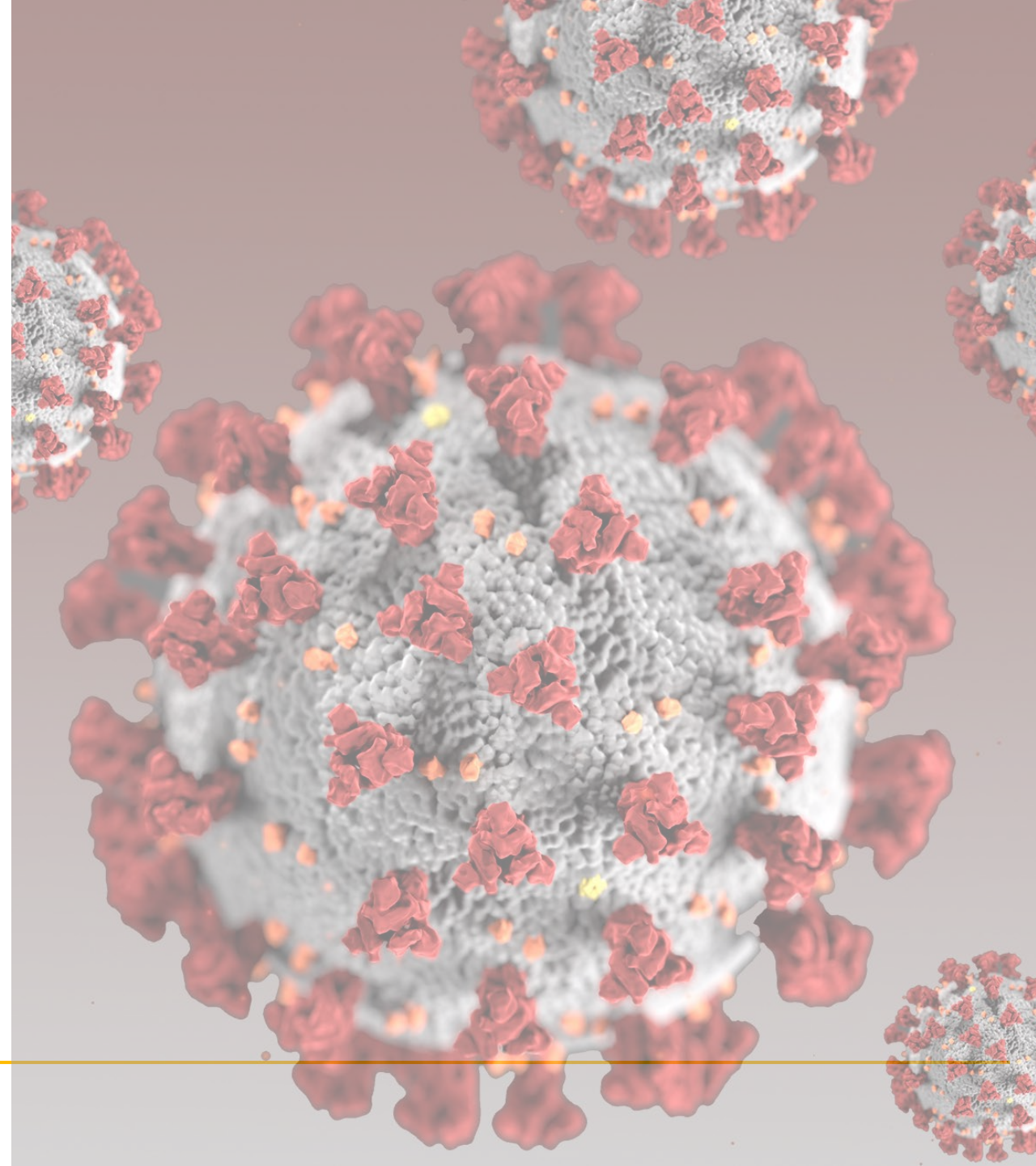
March 23, 2021



Alameda County
Health Care Services Agency



Alameda County Public Health Department
Celebrating Healthy People in Healthy Communities



Alameda County COVID-19 Epidemic Key Points

- Daily case rate is 4.6 per 100,000 and falling
 - Adjusted Case Rate is 3.3
 - Between 40 and 105 cases reported daily over past 10 days
- Overall test positivity 1.4% - essentially flat
 - 2.4% in lowest HPI quartile
- Hospitalized COVID cases down to 83
 - 22 in ICU
- Testing 8-9,000 per day



Shelter in Place Update

- AC in Red Tier until at least 3/31
 - Orange and Yellow Tier criteria will relax at 4 million vaccine doses in equity quartile
 - Some Bay Area counties moving to Orange Tuesday
- State and CDC announced modifications to Schools guidance
 - Strong recommendation that students sit a minimum of 3 feet apart
 - Prior guidance was 6 feet if possible and no less than 4 feet
 - ACPHD supports this updated evidence-based guidance



COVID-19 Vaccine Update

- 682,919 vaccine doses delivered to County residents
 - 446,968 residents received at least one dose of a vaccine
 - 244,017 fully vaccinated
- 34.1% of residents 16 and older have received at least one dose
 - 18.6% fully vaccinated
 - 73.5% of adults 65+ have received at least one dose, 47% fully vaccinated
- Expecting expanded State vaccine eligibility in coming weeks
- Community PODs reaching impacted communities
- Vaccine supply increasing but slowly



Vaccine availability

All three vaccines available in Alameda County as of later this week:

- Pfizer, Moderna—2 doses
- Johnson & Johnson—1 dose

County PODs:

- Sign up to be notified through the Alameda County Residents form on our vaccines webpage:

<https://covid-19.acgov.org/vaccines>



Call **510-208-4VAX** if you need help or do not have access to internet
English, Spanish, Mandarin, + language line

Coliseum: myturn.ca.gov or call (833) 422-4255

Health care partners: Kaiser, Sutter Health, Stanford Health, Community Clinics, CVS, Walgreens



POD News

Alameda County Fairgrounds

- Alameda County staff end service 4/3/21
- Stanford/Sutter continue through June; will continue to accept referrals from Alameda County

Ashland/Cherryland @ Hayward Adult School

- In partnership with various community- and faith-based organizations
- Launching Thursday 3/25/21
- Hours Thurs 8 to 4 , Fri 11 to 7 and Saturday 8 to 4
- Priority ZIP Codes: 94541, 94544, 94545, 94577, 94578, 94580

Deep East Oakland @ Allen Temple

- In partnership with various community-based organizations
- Anticipated launch date early April



Johnson & Johnson (J&J) Vaccine in Alameda County

Fairgrounds POD:

- 150 doses J&J this week; 3,000 next week

Fremont High School POD, Oakland:

- 1-2 days per week; starting this Saturday

Ashland/Cherryland POD @ Hayward Adult School:

- 1-2 days per week; starting next week

Other partners with J&J:

- Roots, Davis Street, La Clinica, Axis, Tiburcio Vasquez, Lifelong, Health Care for the Homeless, West Oakland Health Council, Bay Area Community Health, Asian Health Services, Umoja, Newark Wellness Center, Eastmont Wellness Center, Hayward Wellness Center



Alameda County COVID-19 Vaccination Framework

**Currently
Vaccinating***
as supply permits

- Healthcare workers
- High risk congregate settings
- People aged 65+
- Food/Agriculture/Restaurant/Grocery workers
- Emergency Services workers
- Education/Childcare workers
- People aged 16-64 with high-risk medical conditions and disabilities
- Public transit workers, janitors, utility workers
- People experiencing homelessness



**Priority
Groups**

- Older adults
- MediCal or Uninsured
- Areas with very high COVID-19 case rates (HPI Q1 + priority zip codes)
- People with direct contact with clients or the public at work
- People who cannot work from home
- People with limited mobility



** Alameda County is aligned with state guidance; for details please see:*
[COVID-19 vaccination page](#) & [Essential Workforce definitions](#) & [Provider Bulletin, 3/11/21](#) & [High-risk conditions factsheet](#)



Countywide vaccination data

% >= 16 Years with at Least One Dose

34.1%

See Counts

See Percentages

% >= 16 Years Fully Vaccinated

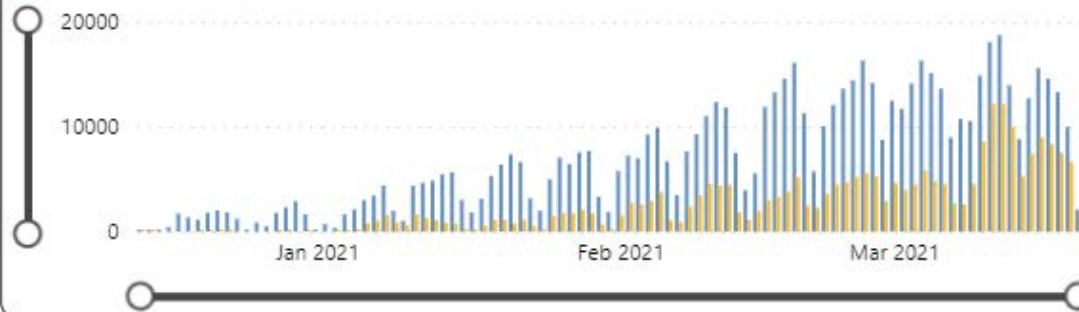
18.6%

Doses Received by the County

Alameda County Vaccine Doses Administered by Dose Type by Day

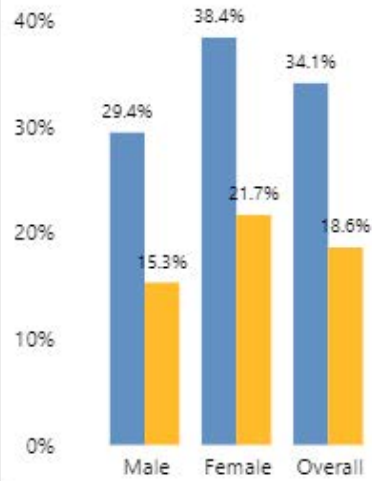
At Least One Dose Fully Vaccinated

Data from last five days especially subject to change.



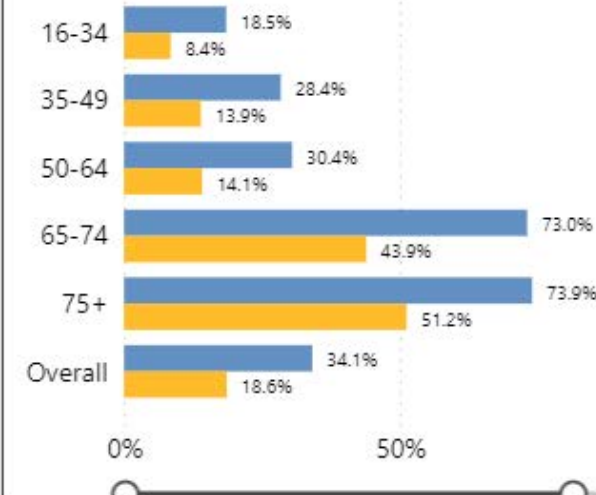
Doses by Gender (% of population >= 16 years)

At Least One Dose Fully Vaccinated



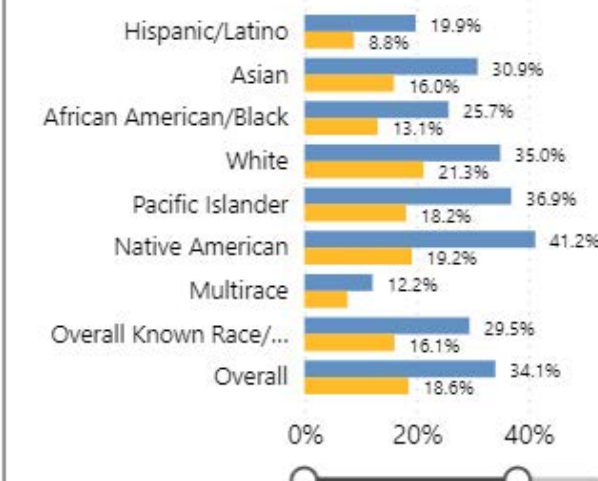
Doses by Age Group (% of population)

At Least One Dose Fully Vaccinated



Doses by Race/Ethnicity (% of population >= 16 Years)

At Least One Dose Fully Vaccinated



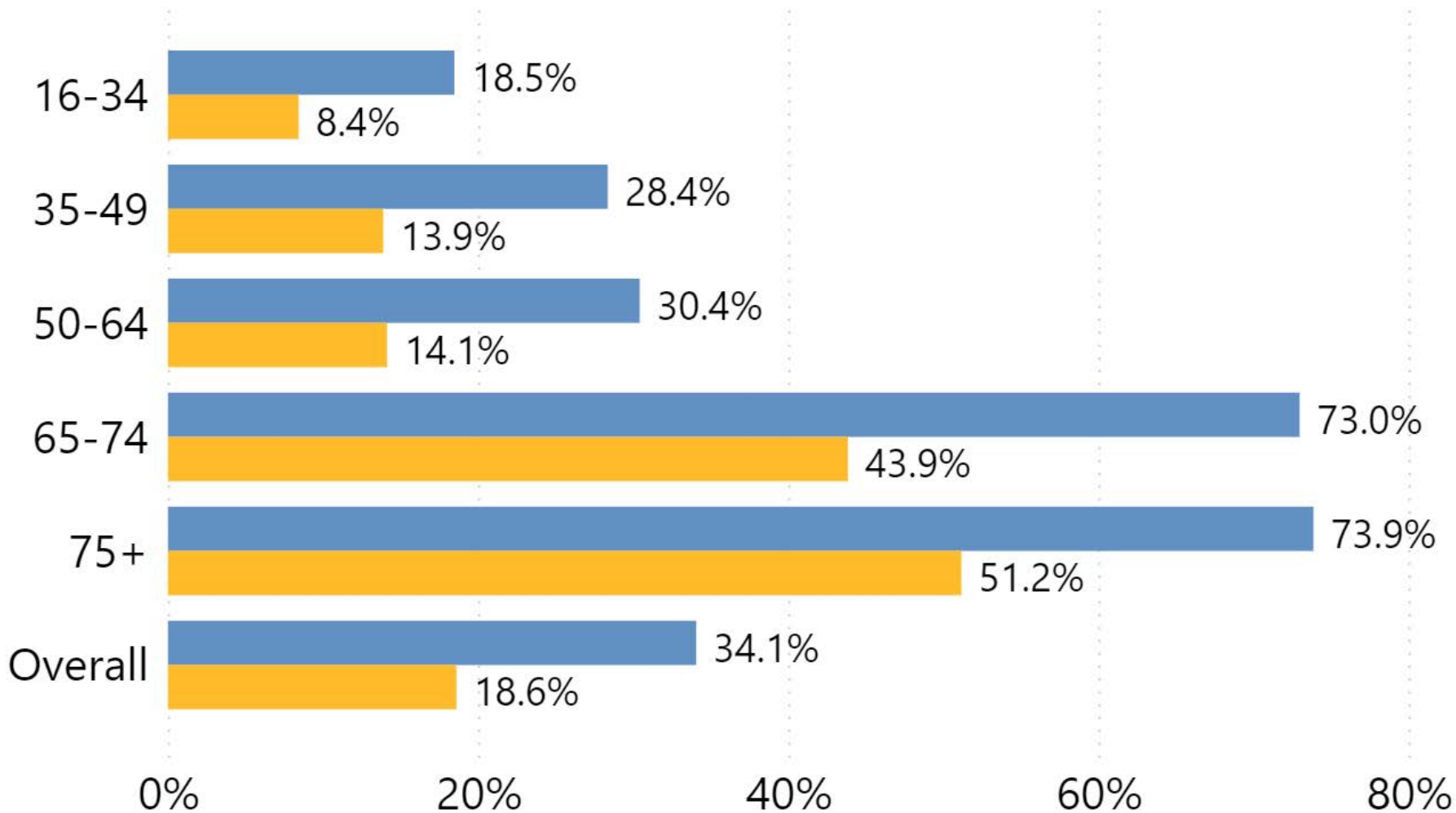
% of population >= 16 Years

Place	At Least One Dose	Fully Vaccinated
Alameda	39.6%	22.1%
Albany	42.5%	23.6%
Ashland	26.3%	12.1%
Berkeley	36.5%	21.4%
Castro Valley	39.8%	22.7%
Cherryland	27.0%	13.8%
Dublin	27.3%	14.5%
Emeryville	30.8%	16.0%
Fairview	37.3%	21.2%
Fremont	29.9%	16.6%
Hayward	32.5%	16.6%
Hayward Acres	23.2%	11.3%
Livermore	32.3%	19.2%
Newark	30.4%	16.1%
Oakland	34.7%	18.1%
Piedmont	52.7%	32.8%
Pleasanton	35.4%	21.4%
Remainder of County	34.5%	20.5%
San Leandro	38.0%	19.0%
San Lorenzo	37.2%	18.5%
Sunol	43.9%	25.2%
Union City	37.2%	20.8%



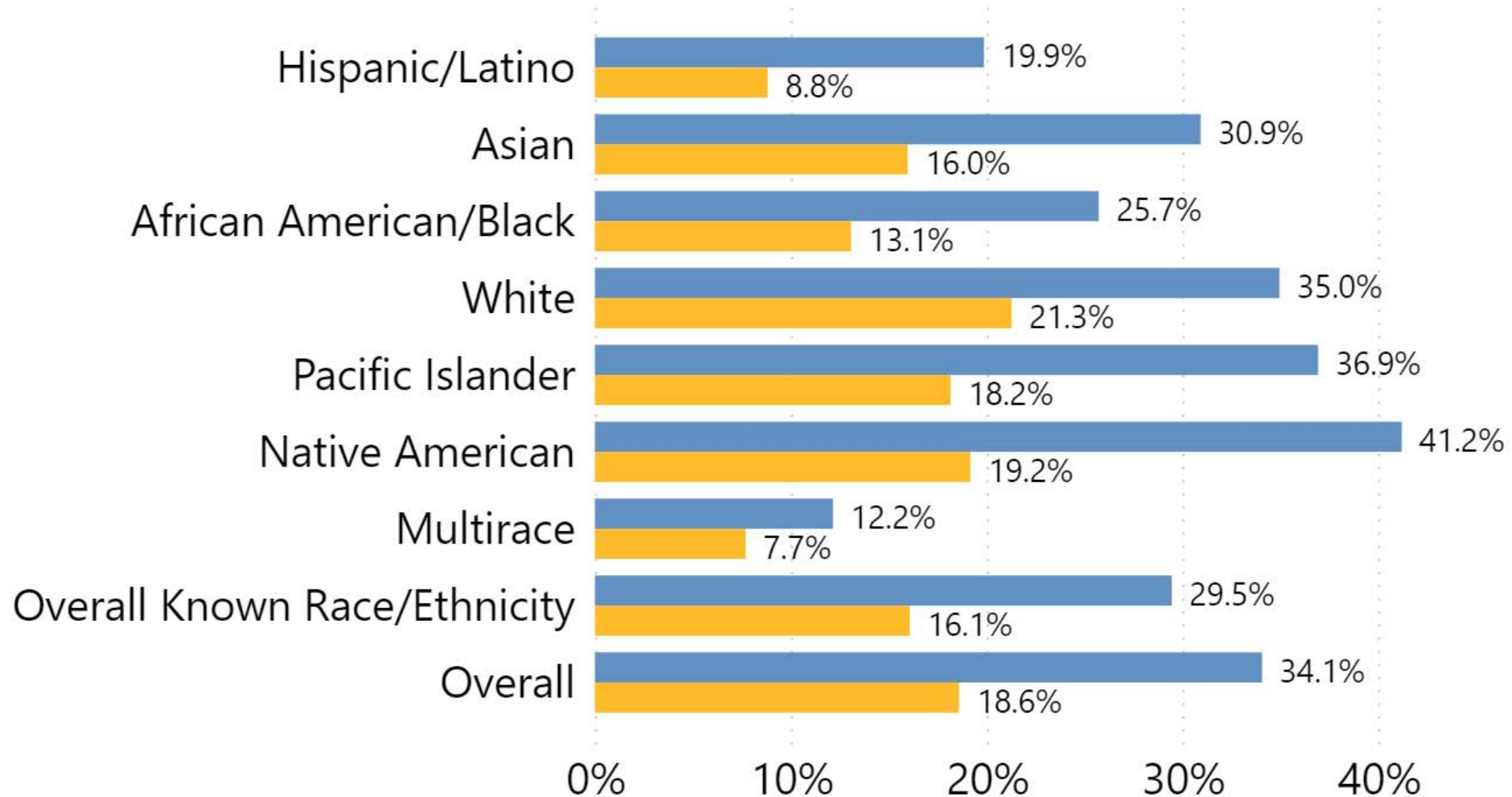
Vaccinated Alameda County Residents, % by Age, March 22, 2021

● At Least One Dose ● Fully Vaccinated



Vaccinated Residents, % by Race/Ethnicity (16+), March 22, 2021

● At Least One Dose ● Fully Vaccinated

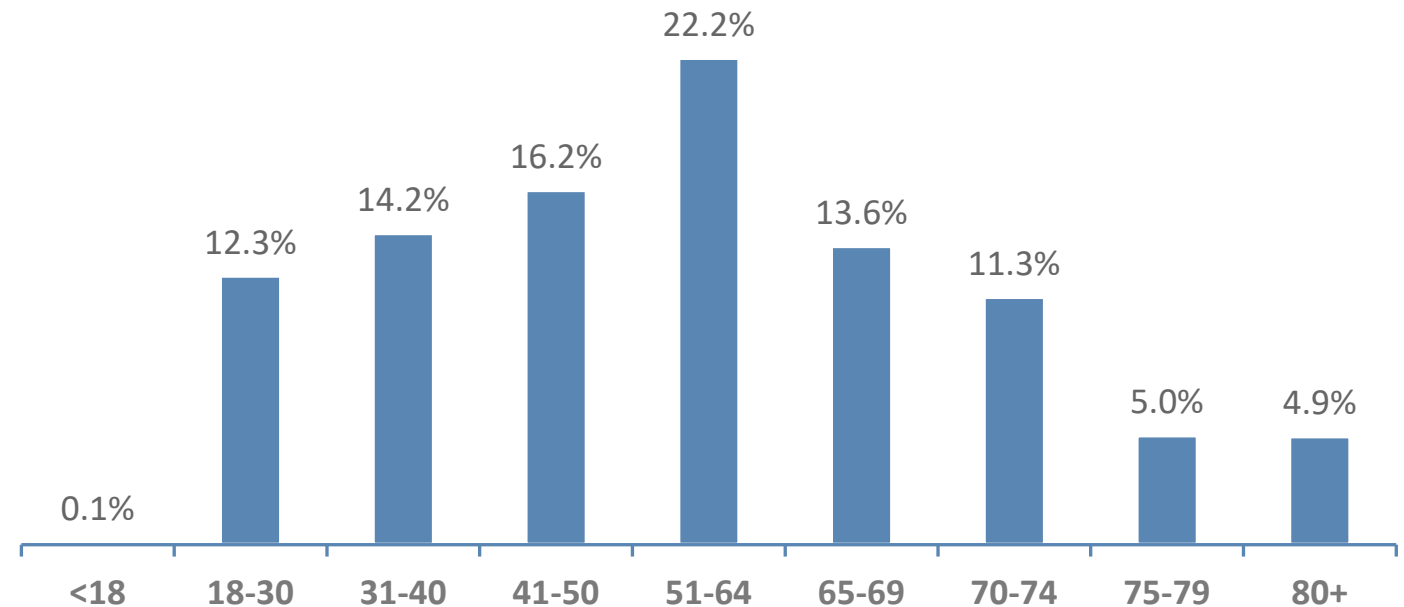


Alameda County PODs

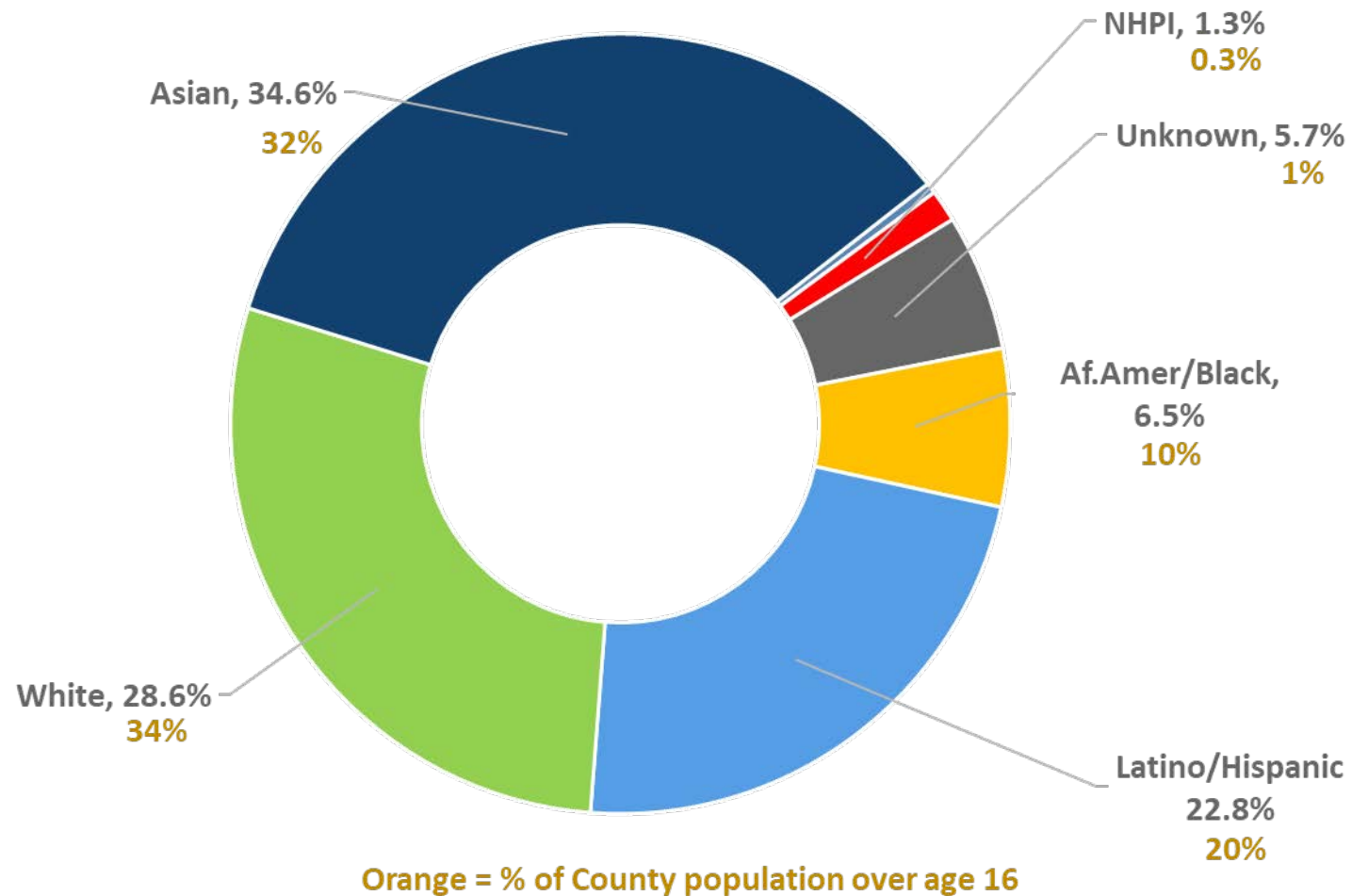
- 88,525 first doses administered through 3.22.21 at the following sites:

- St. Rose Hospital
- Lake Merritt BART
- Castro Valley Library
- Fremont High School, Oakland
- Alameda County Fairgrounds
- Fire Pop-Ups
 - Hayward Fire Clinic
 - Union City (w/Tiburcio Vasquez)
 - Hayward (w/Tiburcio Vasquez)
 - Ashland (w/Tiburcio Vasquez)
 - Fruitvale (w/La Clinica)
- Mobile vaccinators for long-term care facilities and senior homes (private pharmacies)

Doses Administered by Age Group
@Alameda County PODs through 3.22.21

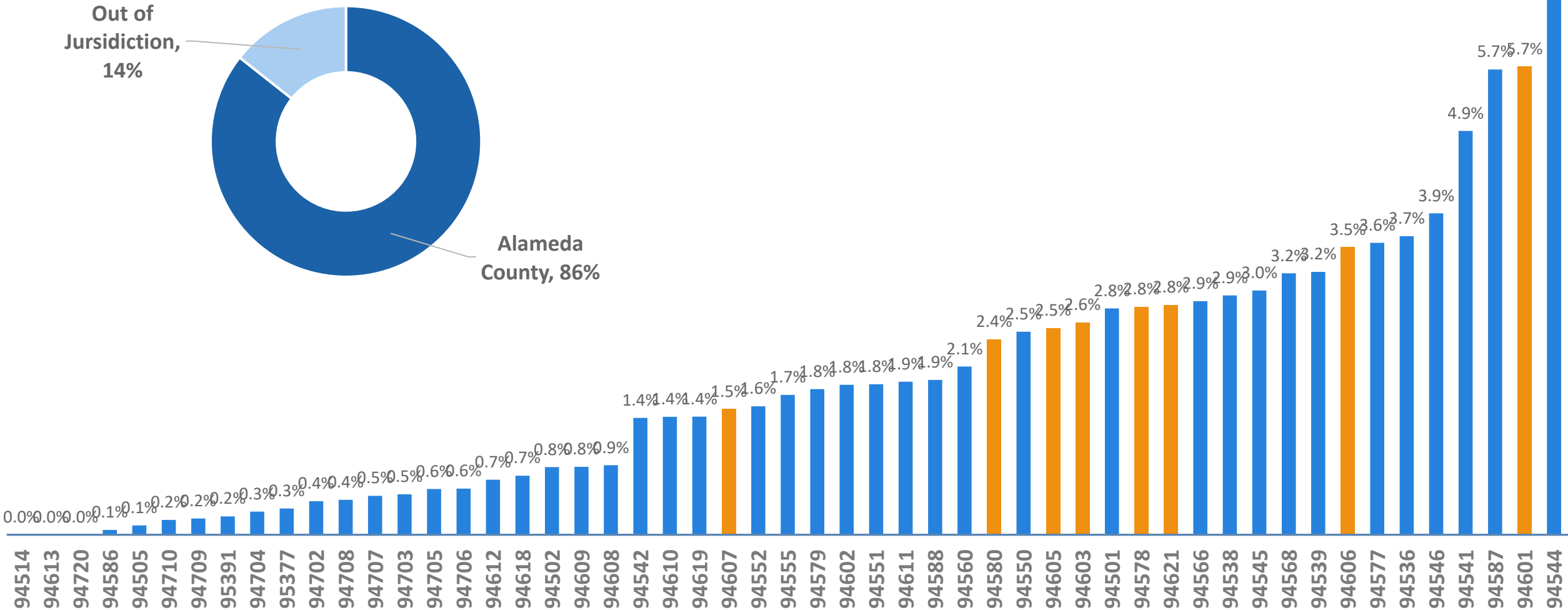


Doses Administered by Race/Ethnicity
@Alameda County PODs through 3.22.21



Doses Administered by County of Residence
 @ Alameda County PODs through 3.22.21

Doses Administered by Zip Code of Residence
 @Alameda County PODs through 3.22.21
 among 86% who are AC residents; orange = high priority zip codes



Blue Shield Third Party Administrator Update

- Memorandum of Understanding (MOU) supplemented by 3/12 and 3/22 side letters
 - Clarifies local health jurisdiction (LHJ) role in advising on allocation to local providers
 - Allows LHJs to redistribute vaccine to LHJ-supported sites, subject to approval by State
- Bay Area counties advocating for addendum to MOU
 - Greater role for LHJ in advising on vaccine allocation locally
 - Sufficient vaccine and flexibility to ensure equitable access in highest risk communities
- Transition to State-led direct allocation process underway
 - “Push” model – State allocation of vaccine directly to providers
 - Combination of push model and LHJ allocation for the first few weeks beginning 3/30



Coliseum Update

- CalOES/FEMA partnership at the Coliseum site will conclude 4/11
- State has indicated a willingness to continue to support in some form
- Support will not include additional vaccine
- HCSA seeking clarity from the State

Data from Coliseum site as of 3/16/21

Community Vaccine Clinic Oakland – vaccines administered:

American Indian or Alaska Native	Asian	Black/ African American	Latino	Native Hawaiian or Other Pacific Islander	Other Race	Unknown	White
.19%	25.52%	4.01%	19.62%	.51%	2.34%	5.14%	42.67%

Mobile Vaccine Clinic Oakland – vaccines administered:

American Indian or Alaska Native	Asian	Black/ African American	Latino	Native Hawaiian or Other Pacific Islander	Other Race	Unknown	White
.44%	18.89%	20.54%	31.11%	1.46%	3.63%	1.56%	22.35%



Thank you

Questions