

Alameda County Board of Supervisors

COVID-19 Update

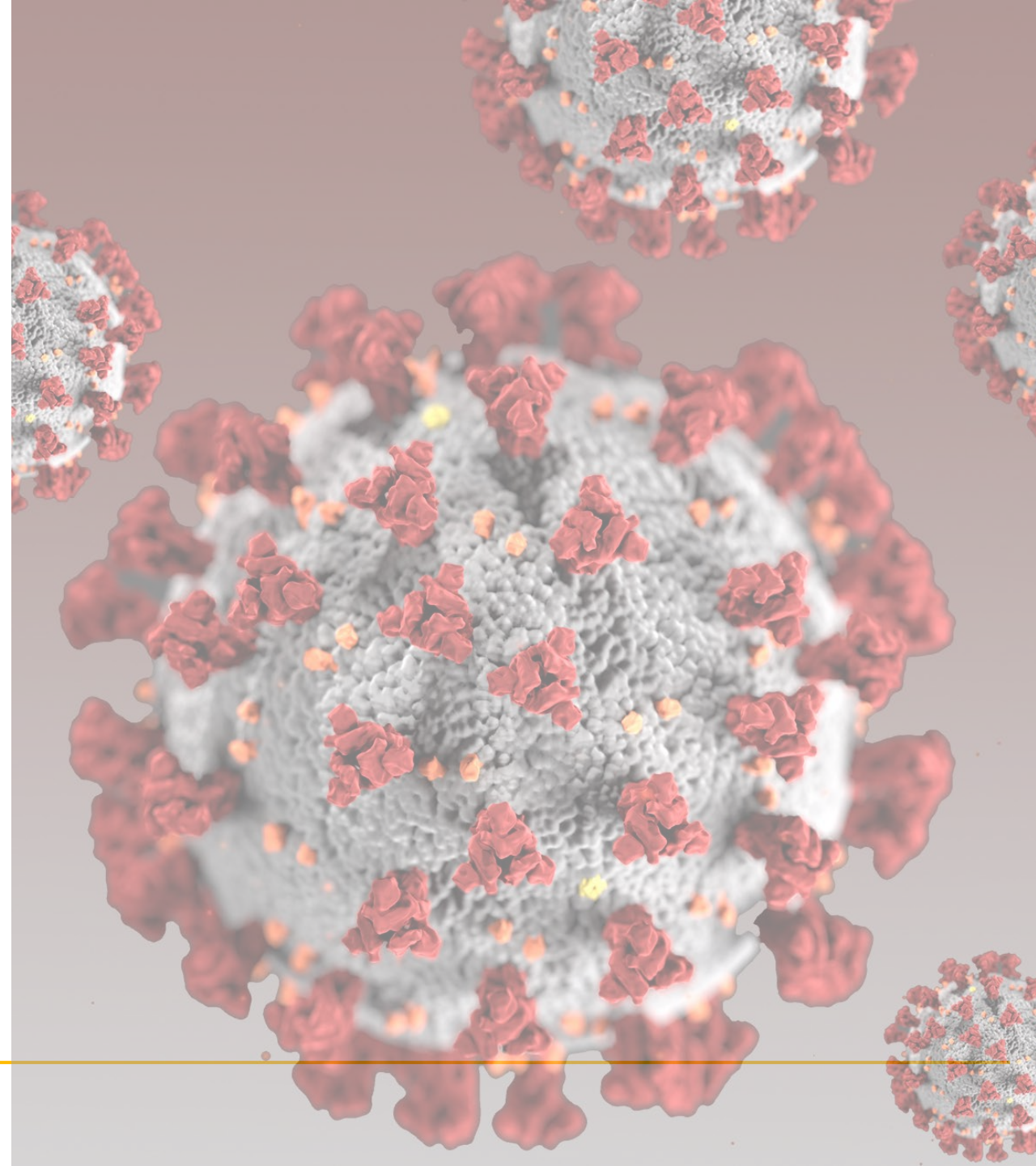
March 2, 2021



Alameda County
Health Care Services Agency



Alameda County Public Health Department
Celebrating Healthy People in Healthy Communities



Overview

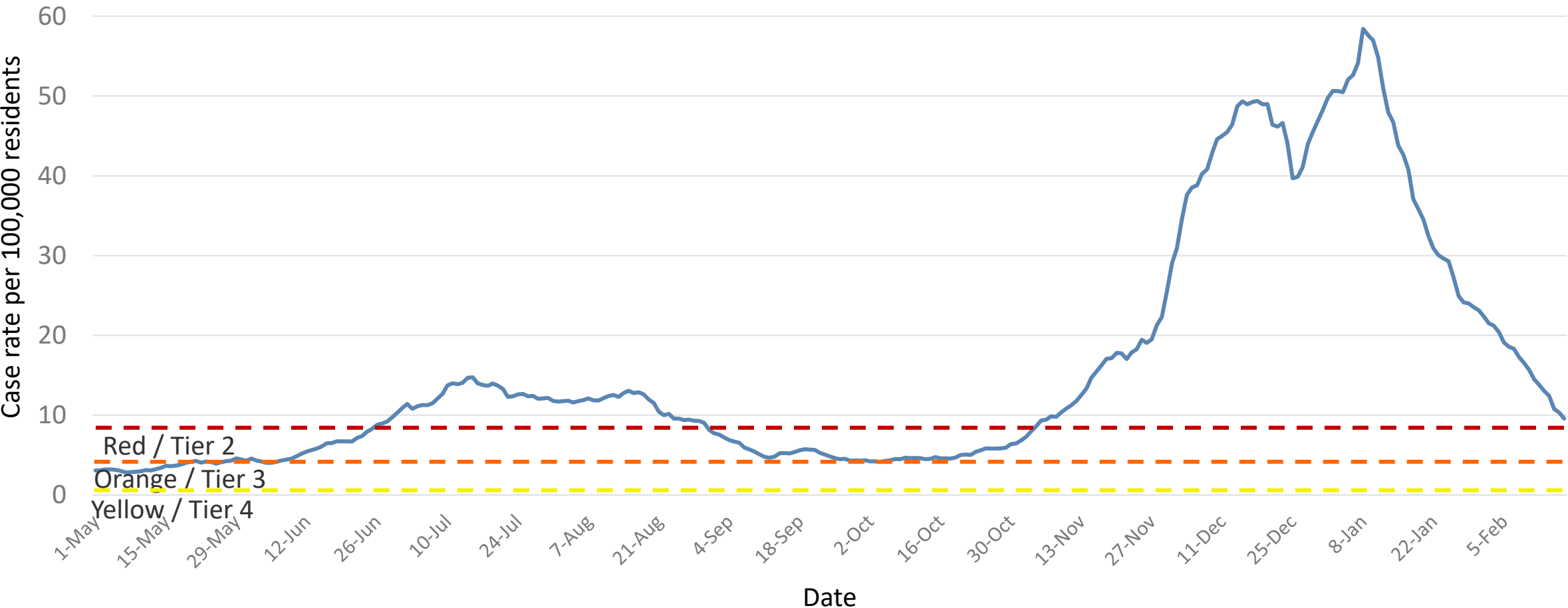
- COVID-19 Epidemic Key Points
- Alameda County Shelter in Place
- Vaccine Progress
- State Vaccine Policy Update

COVID-19 Epidemic Key Points

- Daily case rate is 8.2 per 100,000
 - Adjusted Case Rate is 6.3
- Daily case reports may be leveling off
- Test positivity 2.4% overall and 3.7% in HPI 1
- Testing rates have declined
- Hospitalized COVID cases 152 and falling
 - 36 in ICU



Alameda County COVID-19 Daily Case Rate

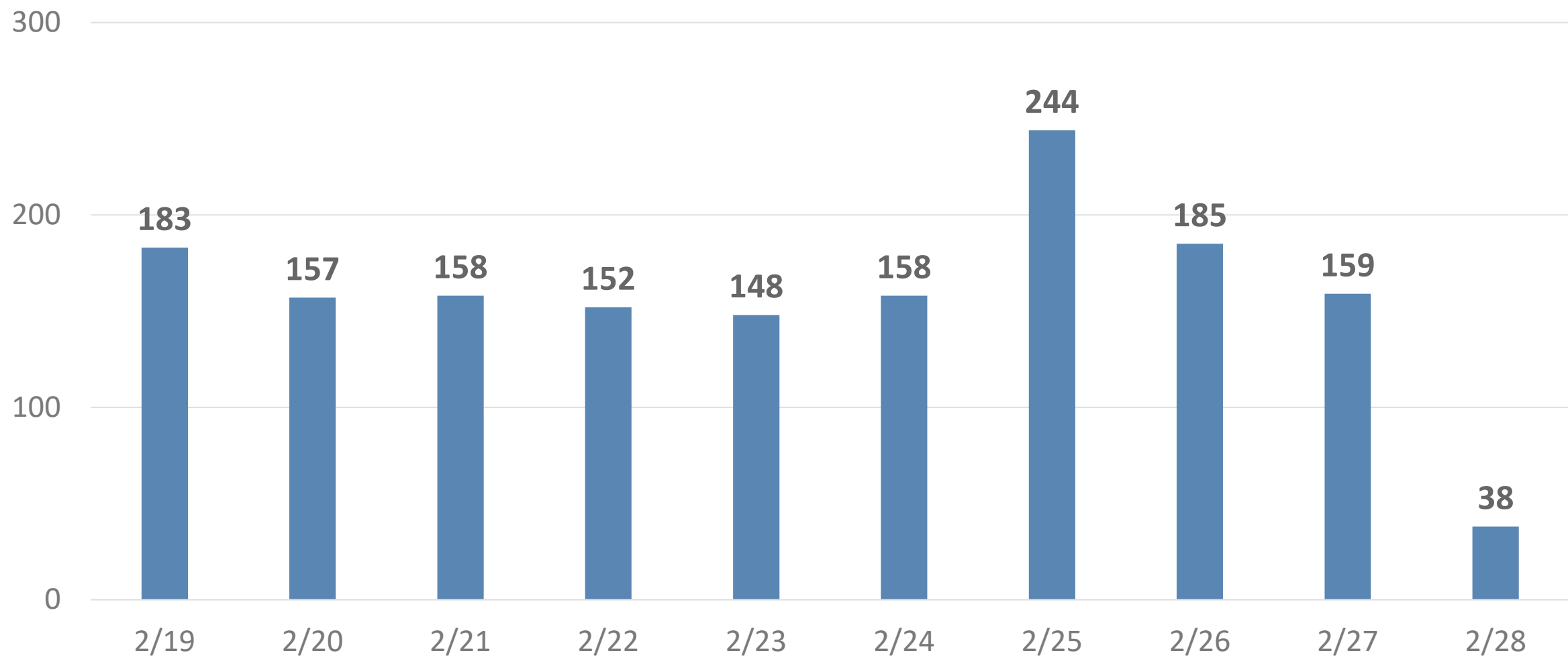


— New cases per 100,000 per day, 7-day average, by episode date

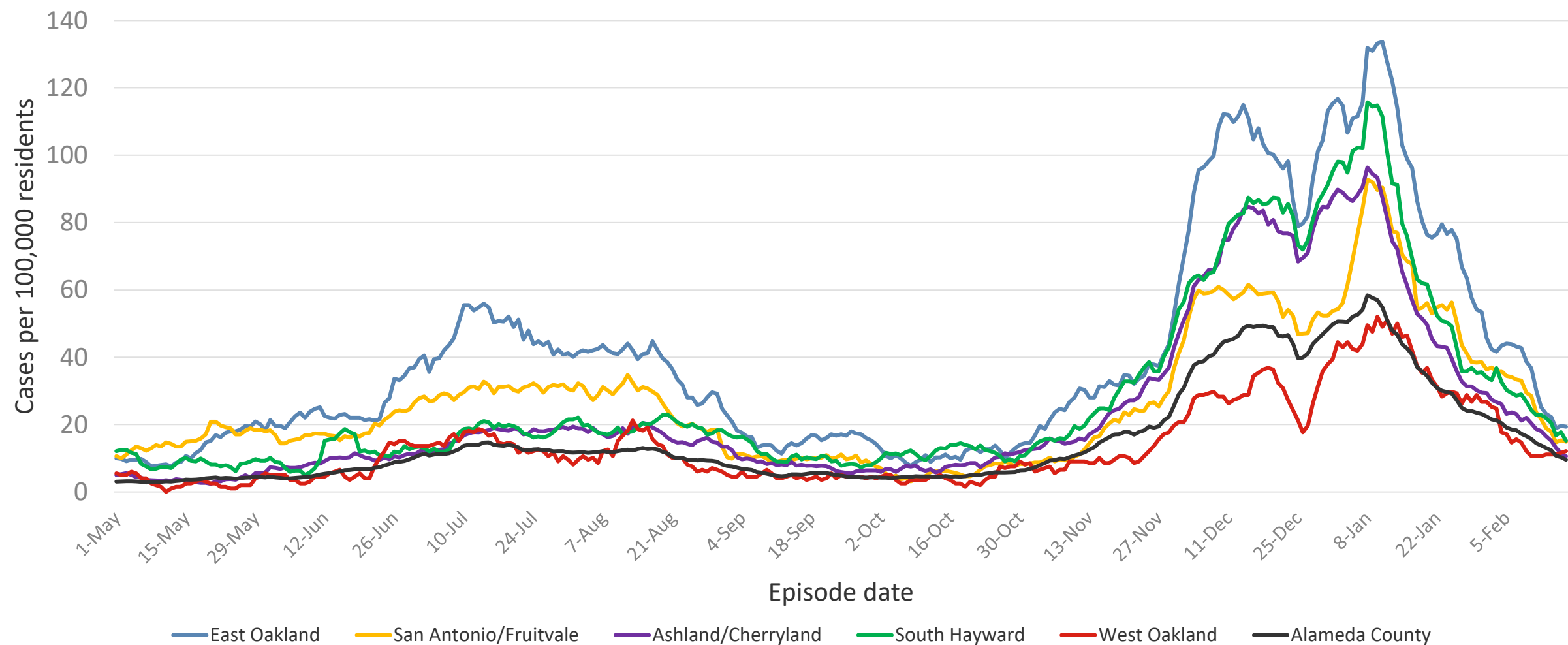
Includes City of Berkeley

Source: CalREDIE Data Distribution Portal download February 25, 2021 9:30 am (Feb 24 for City of Berkeley).

Reported COVID-19 Cases, January 24 to February 2, 2021



Alameda County COVID-19 daily case rates, 7-day rolling average

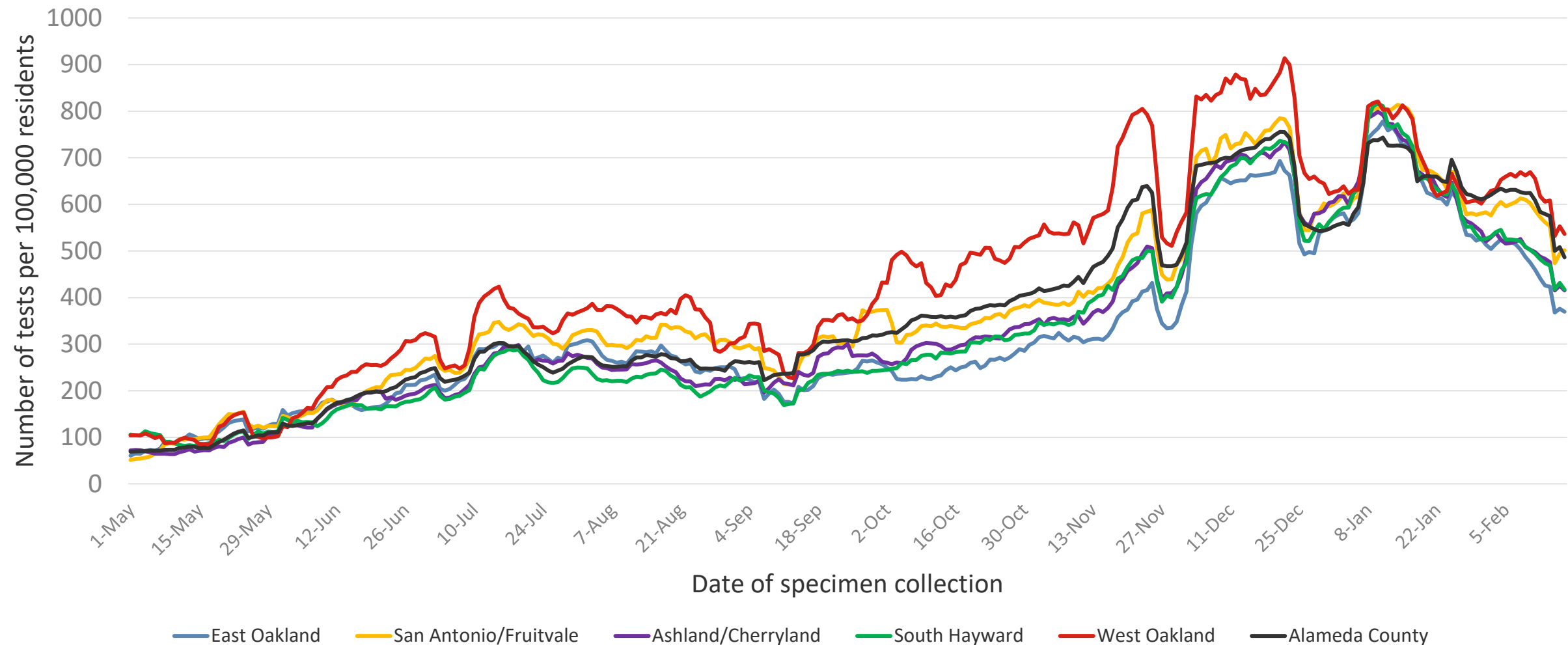


Alameda County includes City of Berkeley.

Source: CalREDIE download February 25, 2021 9:30 am (Feb 24 for City of Berkeley).



Alameda County test rates per 100,000 residents, 7-day rolling average

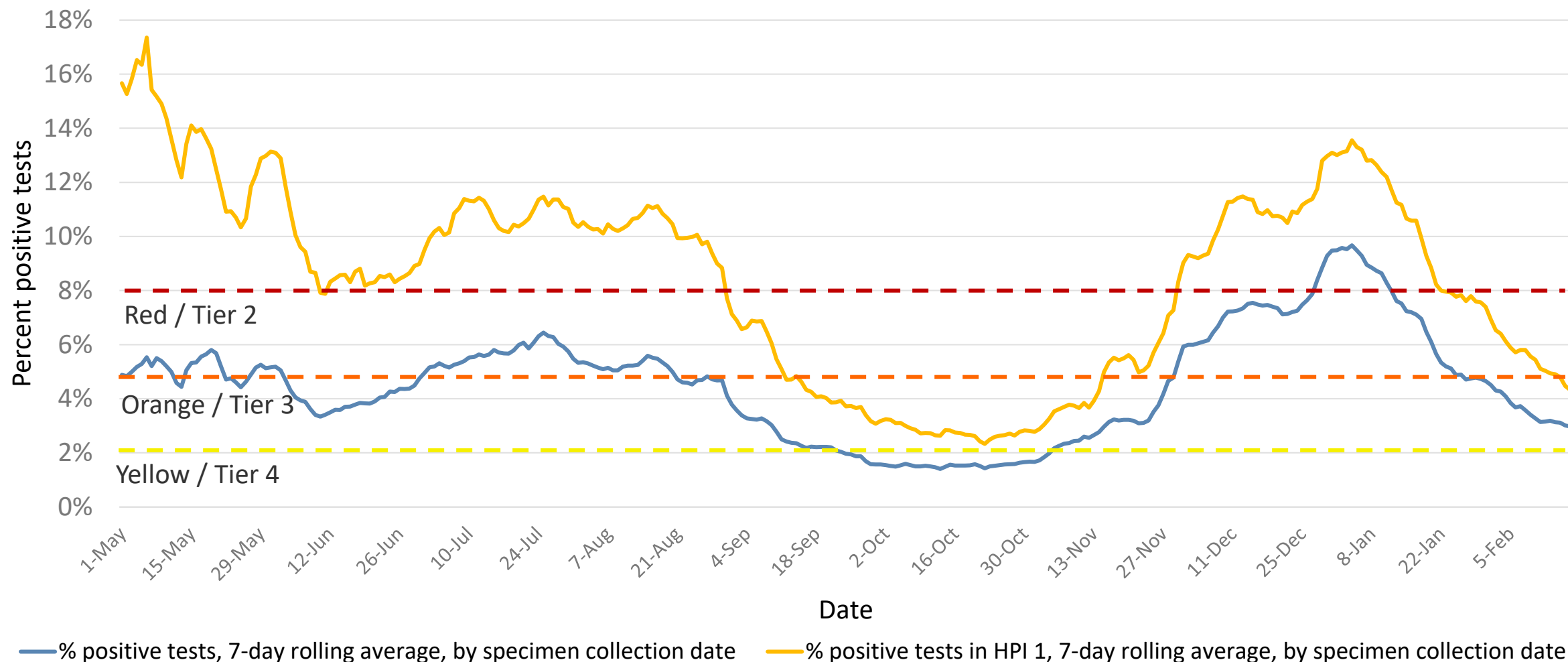


Alameda County includes City of Berkeley.

Sources: 1) CalREDIE downloads February 25, 2021 9:30 am (Feb 24 for City of Berkeley); 2) Avellino master spreadsheet.



Alameda County COVID-19 Test Positivity



Includes City of Berkeley

Sources: 1) CalREDIE Data Distribution Portal download February 25, 2021 9:30 am (Feb 24 for City of Berkeley). 2) Avellino master spreadsheet.

Alameda County Shelter in Place

- Currently in Purple Tier but Red Tier likely next week
 - Indoor dining, movies, museums, gyms; capacity limits
- Schools
 - K-6 schools may open now with approved safety plan
 - Middle and high school may open in Red Tier
 - State plan would provide \$2B to incentivize opening by 3/31
 - K-2 in Purple; K-6 plus some MS and HS in Red
 - State push to vaccinate K-12 staff started 3/1




Vaccine Progress Key Points

- 22% of residents 16 and older have received at least one dose
 - 57% of adults 65 and older have received at least one dose
 - Roughly 100,000 doses to County residents in past week
- Highest vaccination rates among White residents
 - Improvements among all R/E groups
 - County Community PODs ongoing



California's Vaccination Prioritization: Phase 1b, Tier 1



**Alameda
County
is now
vaccinating:**

- Health Care Workers
- People in Long Term Care Facilities
- People ages 65+
- Food/Agriculture/Restaurant/Grocery workers
- Emergency Services workers
- Education/Childcare workers



**Within each
category,
prioritizing:**

- Older adults
- MediCal or Uninsured
- Areas with very high COVID-19 case rates (HPI Q1 + priority zip codes)
- People with direct contact with clients or the public at work
- People who cannot work from home
- People with limited mobility

**Appointments by
invitation**

**Sign up for
notification:**

<https://covid-19.acgov.org/vaccines>





Alameda County COVID-19 Vaccination Dashboard



Monday →

of Vaccine Doses
Administered

404641

of First Doses
Administered

293223

of Second Doses
Administered

108578

Last Week →

of Vaccine
Doses
Administered

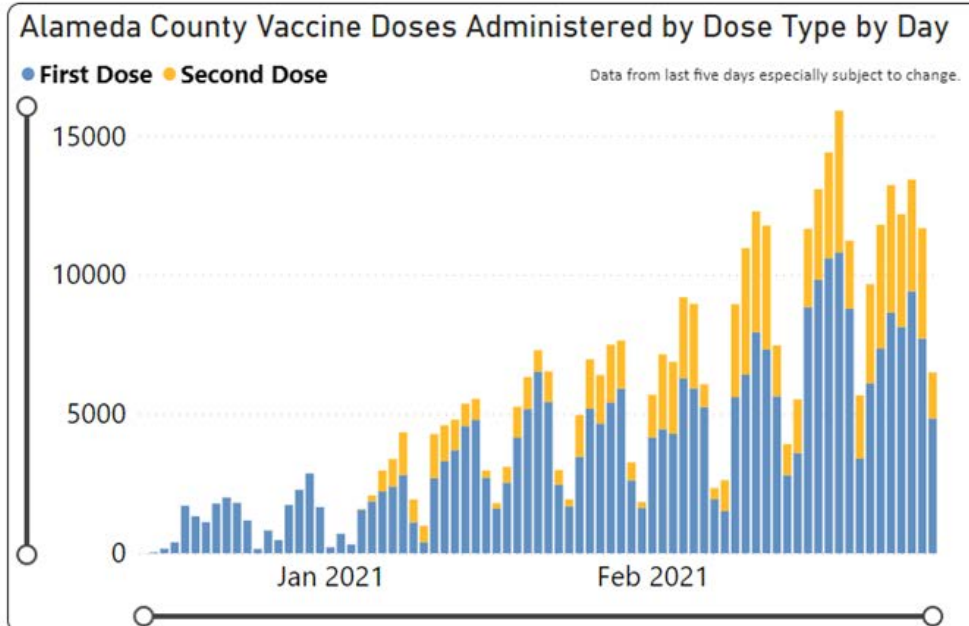
312258

of First Doses
Administered

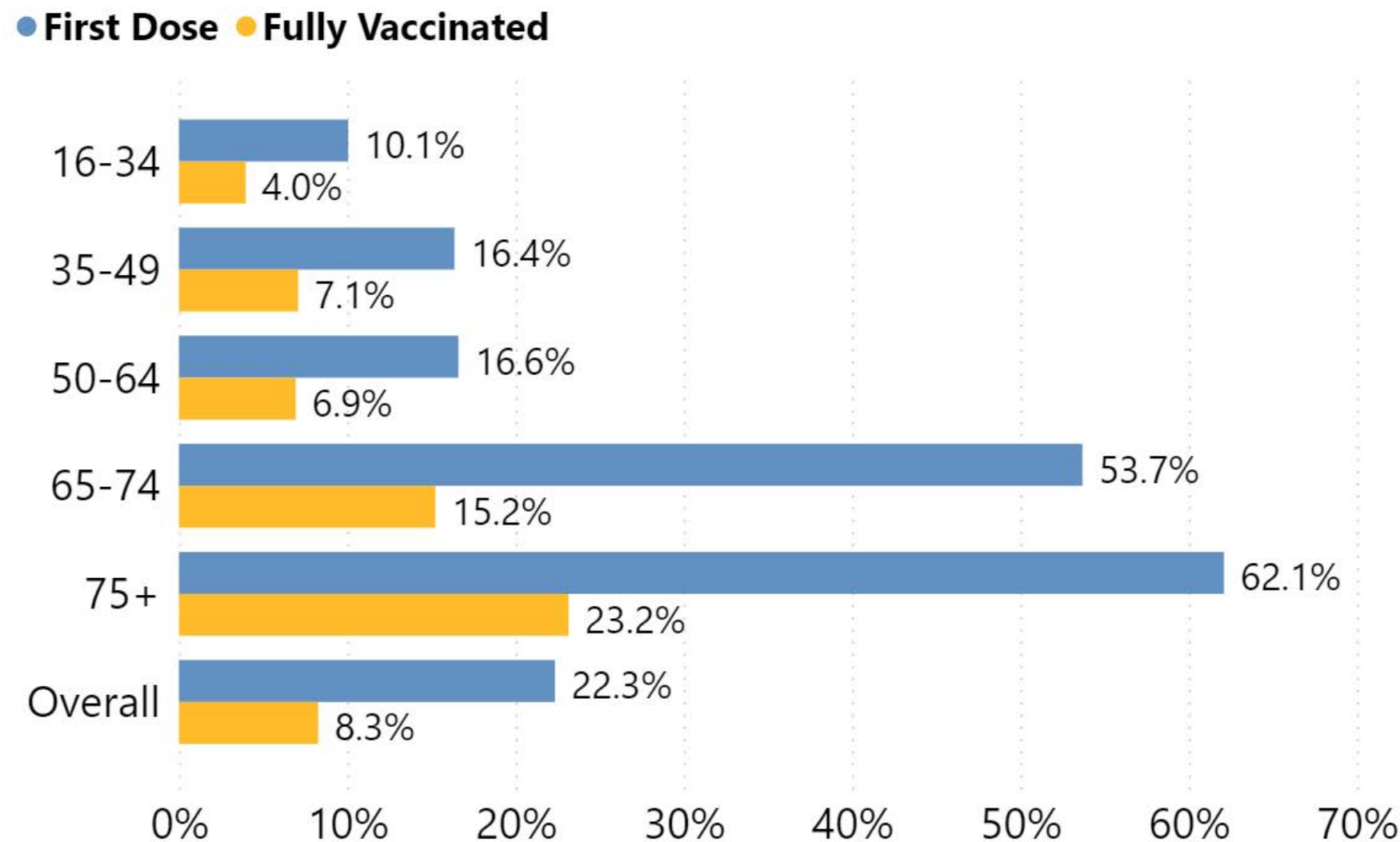
232508

of Second
Doses
Administered

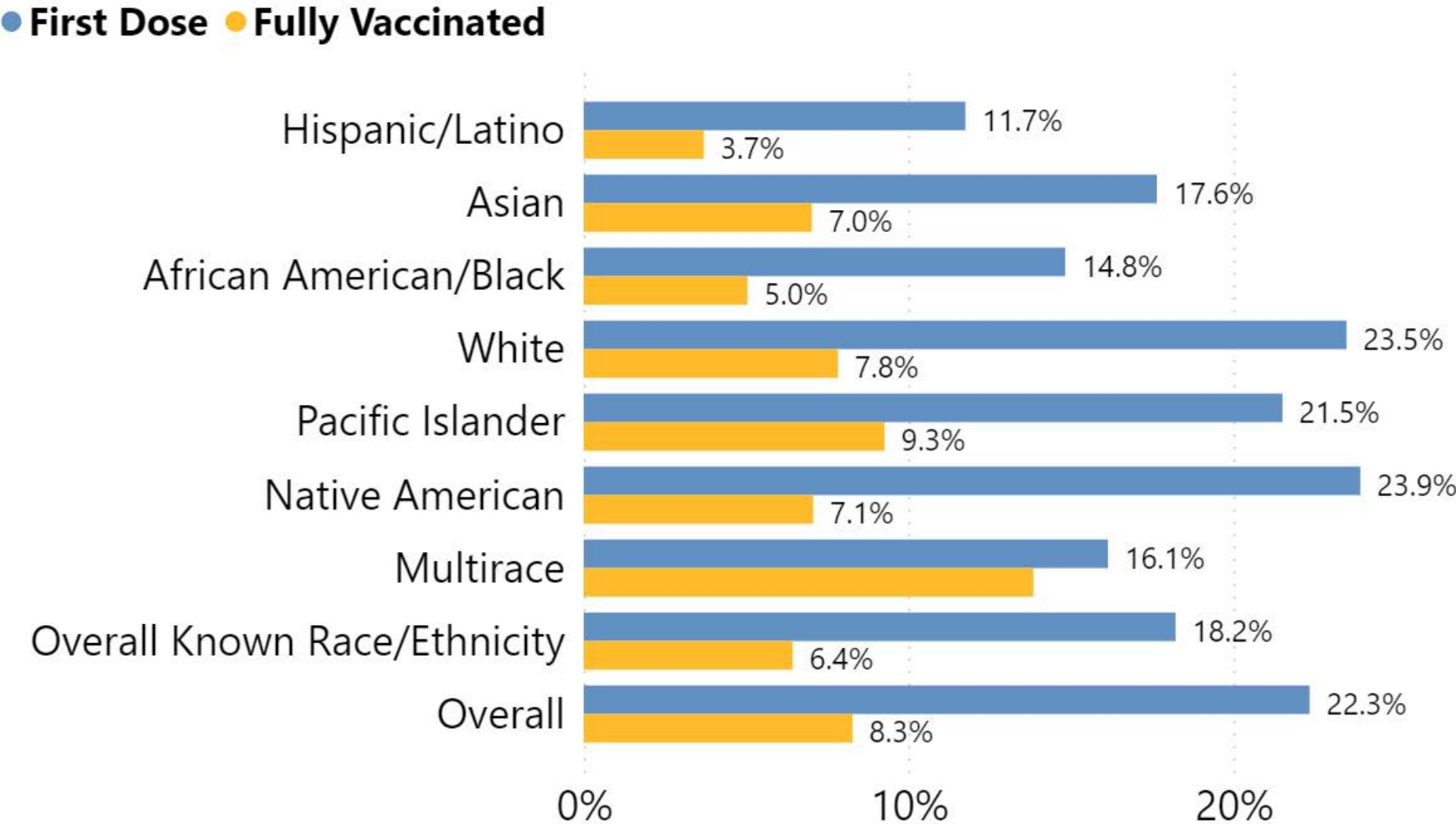
77014



Vaccinated Alameda County Residents, Percent by Age Group (16+)



Vaccinated Residents, Percent by Race/Ethnicity (16+)



Vaccination in Phase 1b, Tier 1 ongoing

- **Mega PODs**
 - Oakland-Alameda County Coliseum
 - Alameda County Fairgrounds
 - Buchanan Parking at Golden Gate Fields
- **Pop-up PODs**
 - In partnership with Alameda County Incident Management Team at:
 - Ashland Cherryland – Tiburcio Vasquez
 - Hayward – Hayward Fire Clinic
 - Oakland Fruitvale – La Clinica
 - Fremont - Fremont Fire with Haller's Pharmacy
 - Union City – Tiburcio Vasquez
 - Coliseum Mobile Units
 - Eastmont Mall
 - La Familia COVID Testing Site in Cherryland
- **Community PODs**
 - Fremont High School – Oakland Fruitvale
- **Emergency Services POD**
 - Office of Emergency Services – Dublin
- **Mobile Units**
 - Long-term care facilities
 - Congregate shelter
 - Senior housing
- **Health Care Providers**
 - Kaiser
 - Sutter
 - Community clinics
- **Pharmacies**
 - CVS
 - Rite Aid



State Vaccine Policy Update

- State prioritizing K-12 staff this week and next - 75,000 doses
 - Dedicated school staff testing days at Oakland Coliseum
 - Requiring local accounting of vaccine delivered to school staff
- Vaccine eligibility standardized across the state 3/1
 - No change in AC
- Blue Shield TPA: full management responsibility of vax distribution by 3/31
 - Alameda County in 3rd wave – 3/15; first meeting with TPA 3/5
 - TPA is already making allocation recommendations in first wave counties
 - Will be a contracted provider network, including LHJs
 - MyTurn required
 - Data, efficiency, incentives



Thank you

Questions