

Alameda County Board of Supervisors Work Session

February 2, 2021



Alameda County
Health Care Services Agency



Alameda County Public Health Department
Celebrating Healthy People in Healthy Communities

Presentation Overview

- COVID-19 Update
 - Vaccines
 - Project RoomKey
- Homelessness Action Plan



COVID-19 Update

Vaccines



Vaccine Update Overview

- 140,960 doses have been administered to Alameda County residents* (1st and 2nd doses)
- More than 21,000 doses have been administered at County PODs
- HCSA has administered 87% of the doses it has retained
- More than 185,000 Alameda County residents have completed our vaccine notification form
- Demographic data is available for doses delivered by the County and notification forms

*Source: covid19.ca.gov/vaccines, as of 2/1/21

Status of Vaccine in Alameda County as of 1/27/21

Total Doses (1st & 2nd) received within Alameda County (excluding Berkeley)	124,650
Total Doses allocated to hospitals and other health care entities	77,735
Total Doses retained by HCSA/PHD	46,915

Total Doses (1st & 2nd) retained by HCSA/PHD	46,915
1 st doses retained	23,715
1 st doses administered	20,543
Percent of 1 st doses administered	87%
1 st doses to be administered by HCSA/PHD in the coming week	2,000



Status of Vaccine in Alameda County as of 1/27/21

Total Doses received within Alameda County (excluding Berkeley)		124,650
First Doses		79,250
Second Doses		45,400

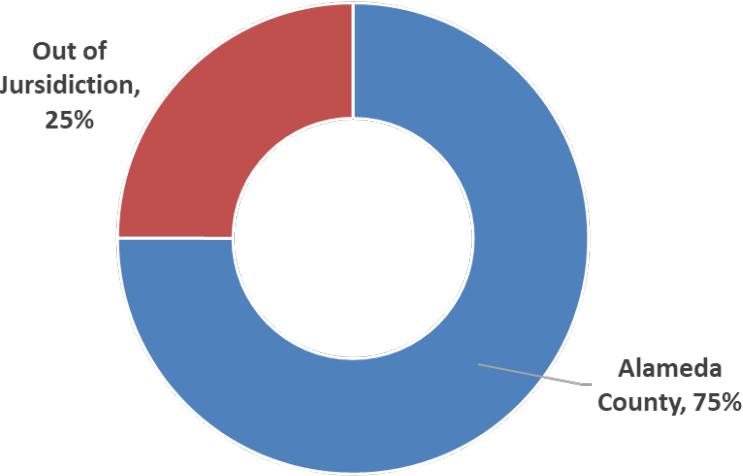
Approximate size of Phase 1a population in Alameda County – <u>Now</u>		145,000
Health care workers, long term care facility residents and staff		

Approximate size of Phase 1b population in Alameda County – <u>early February</u>		325,000
>65 years old, education & childcare, emergency services, food/agriculture		

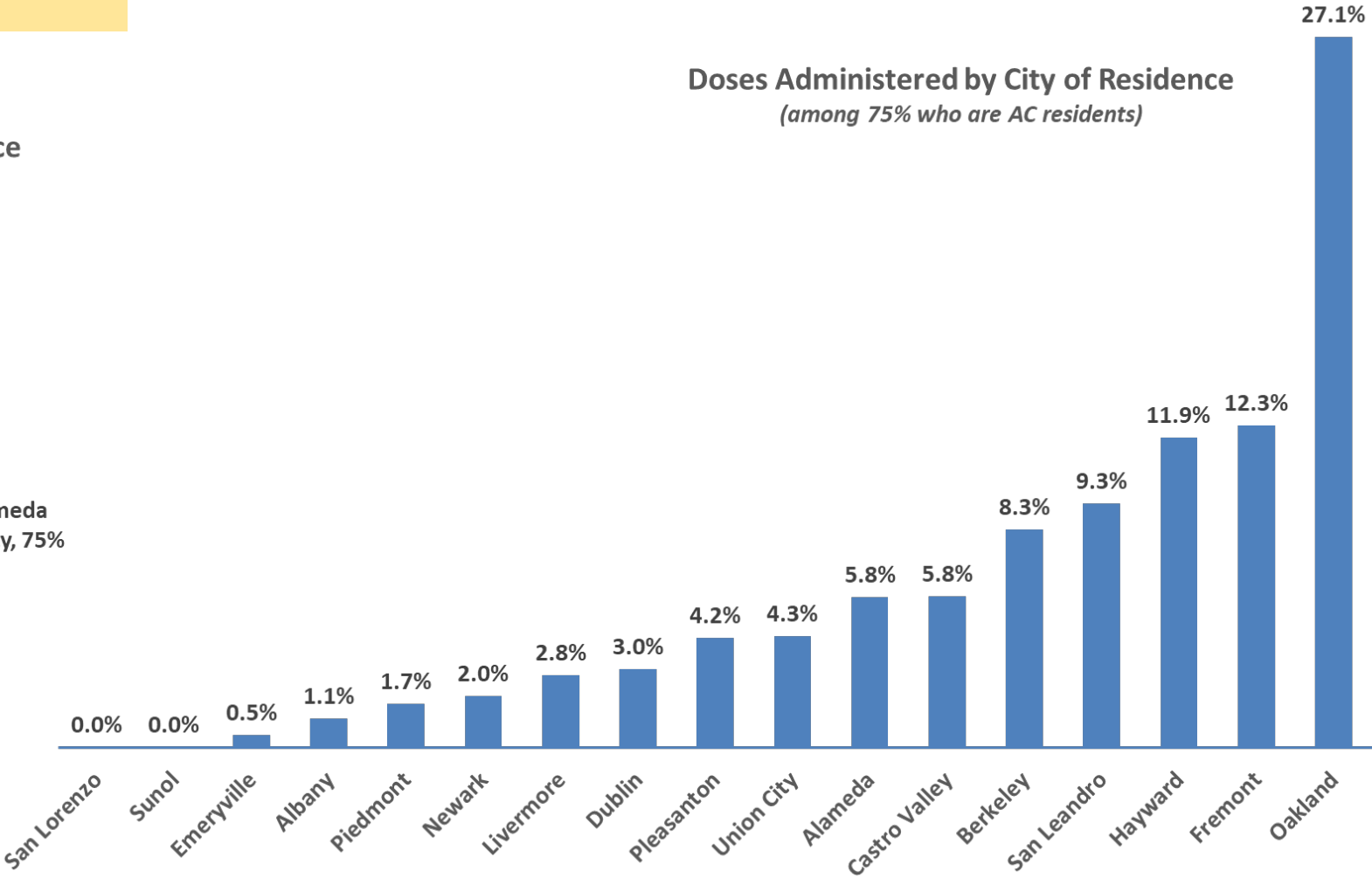


Vaccines Administered via HCSA PODs
1/9/21 – 1/29/21
n=21,097

Doses Administered by County of Residence



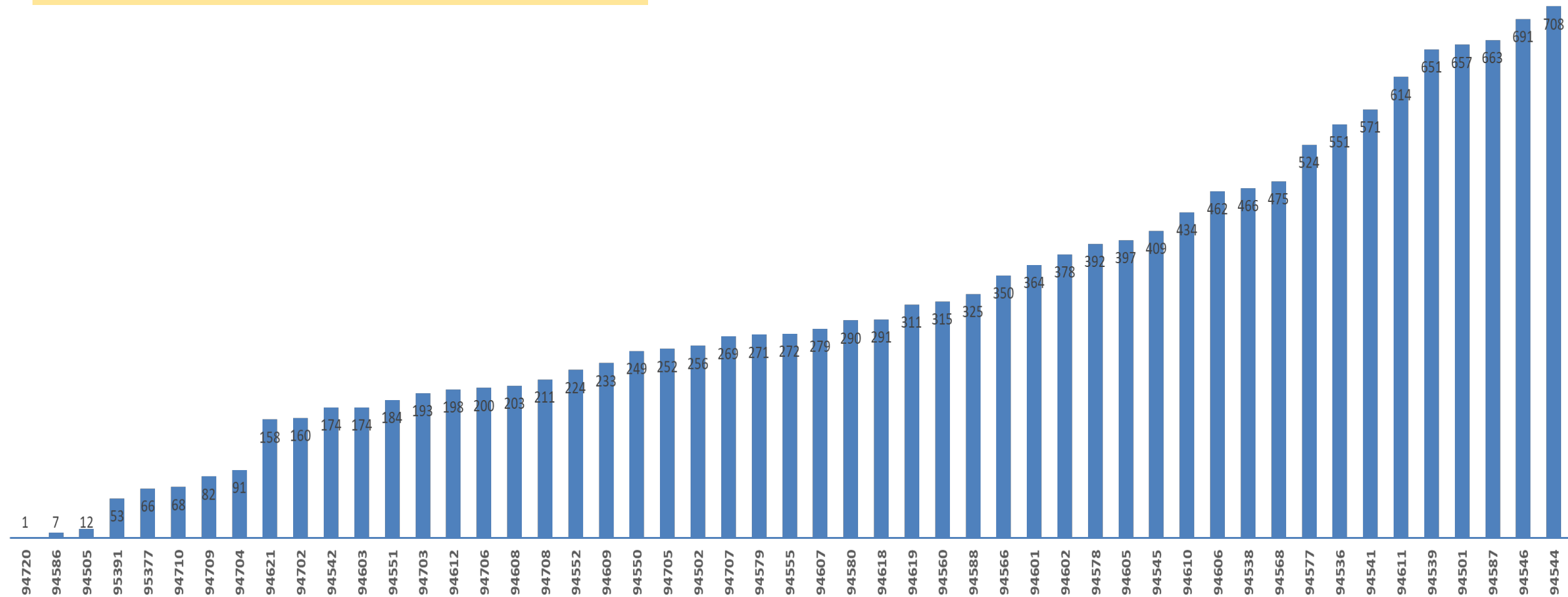
Doses Administered by City of Residence
(among 75% who are AC residents)



Source: PrepMOD

Vaccines Administered via HCSA PODs
1/9/21 – 1/29/21
n=21,097

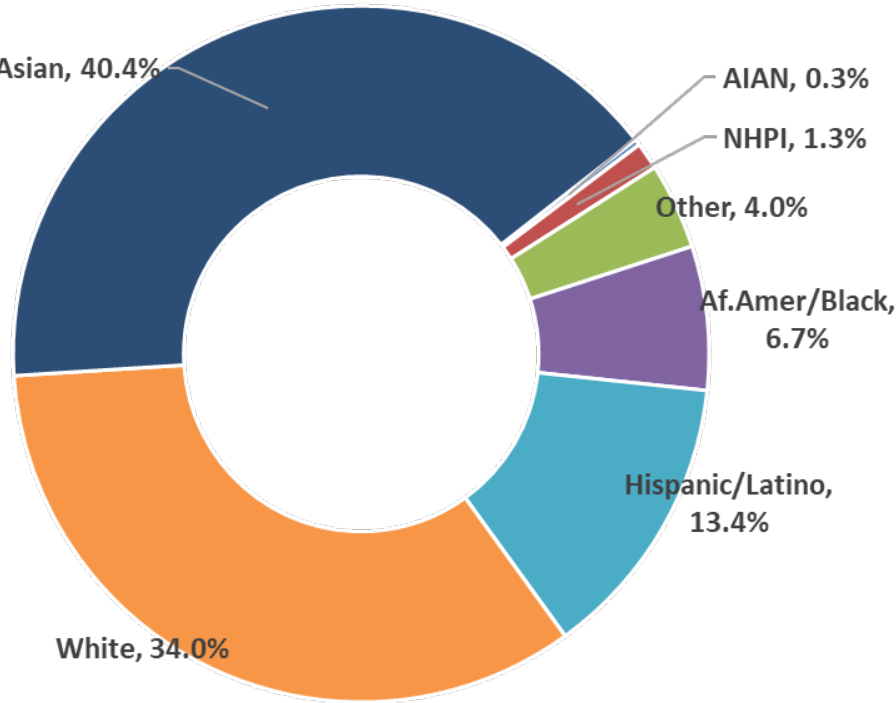
Doses Administered by Zip Code of Residence
(among 75% who are AC residents)



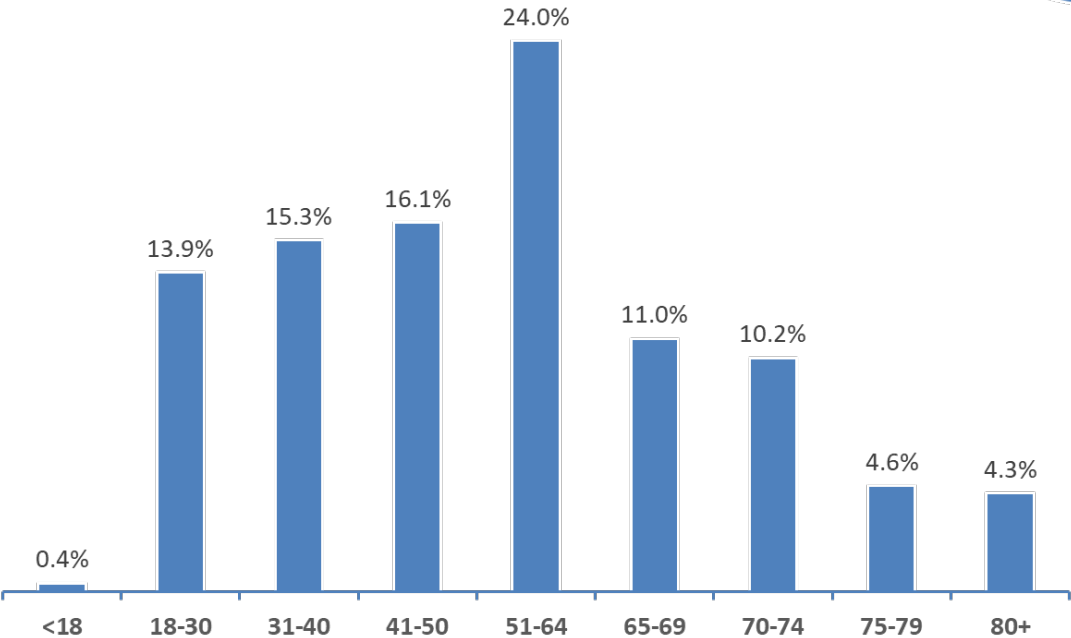
Source: PrepMOD

Vaccines Administered via HCSA PODs
1/9/21 – 1/29/21
n=21,097

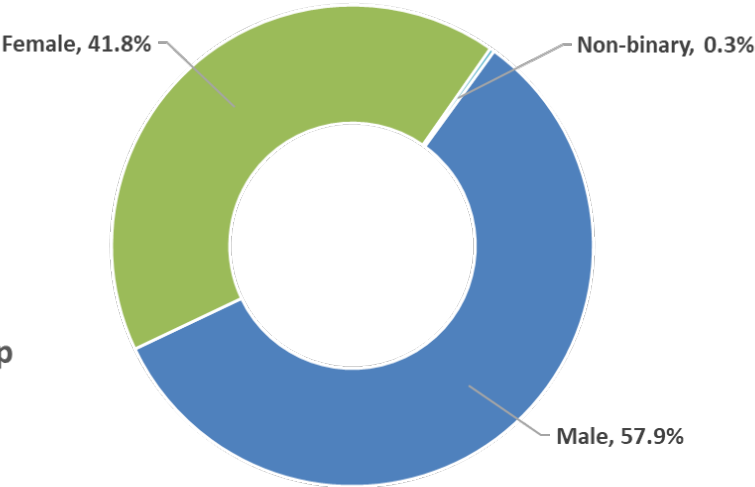
Doses Administered by Race/Ethnicity



Doses Administered by Age Group

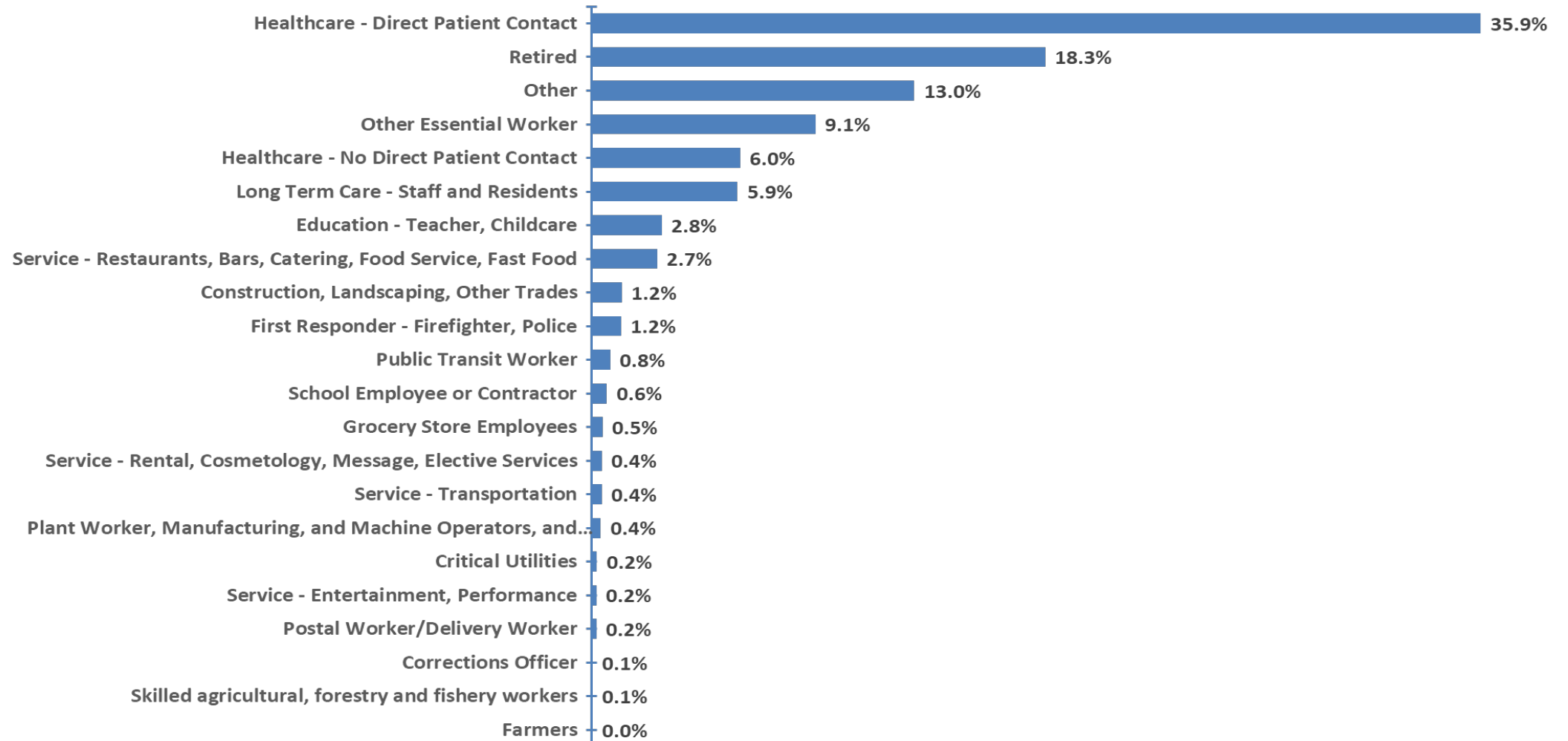


Doses Administered by Gender



Vaccines Administered via HCSA PODs
1/9/21 – 1/29/21
n=21,097

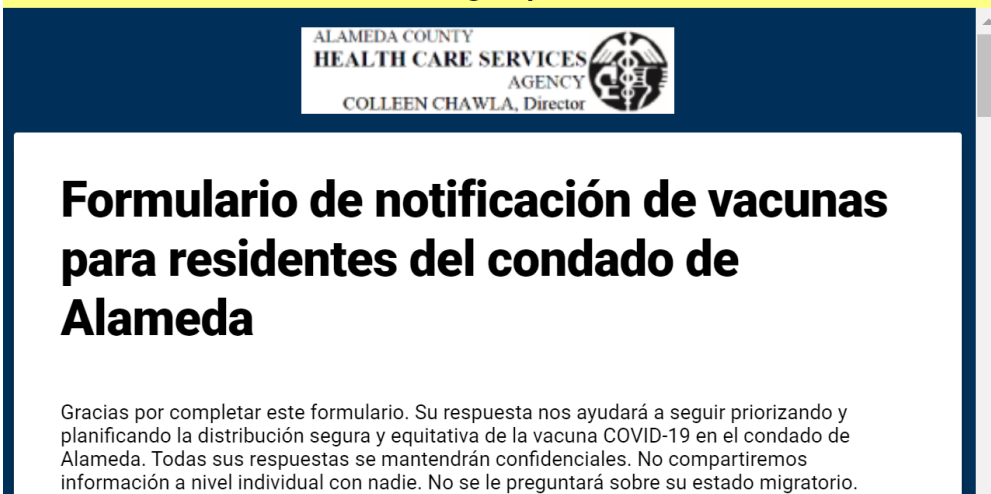
Doses Administered by Occupation



Vaccine Notification Forms Completed
1/11/21 – 1/29/21
n=185,398 Alameda County residents

- Simplified Chinese & Spanish language forms now live
- Recently added fields:
 - preferred language
 - medical home

RESIDENT Online Vaccination Sign up: SPANISH



The screenshot shows the header of the Spanish language form. It includes the Alameda County Health Care Services Agency logo and the name of the director, Colleen Chawla. The main title is "Formulario de notificación de vacunas para residentes del condado de Alameda". Below the title, there is a paragraph of text in Spanish explaining the purpose of the form and assuring confidentiality.

ALAMEDA COUNTY
HEALTH CARE SERVICES
AGENCY
COLLEEN CHAWLA, Director

**Formulario de notificación de vacunas
para residentes del condado de
Alameda**

Gracias por completar este formulario. Su respuesta nos ayudará a seguir priorizando y planificando la distribución segura y equitativa de la vacuna COVID-19 en el condado de Alameda. Todas sus respuestas se mantendrán confidenciales. No compartiremos información a nivel individual con nadie. No se le preguntará sobre su estado migratorio.

RESIDENT Online Vaccination Sign up: CHINESE (S)



The screenshot shows the header of the Chinese language form. It includes the Alameda County Health Care Services Agency logo and the name of the director, Colleen Chawla. The main title is "阿拉米达县居民疫苗通知表". Below the title, there is a paragraph of text in Chinese explaining the purpose of the form and assuring confidentiality. At the bottom, there is a field for the user's name, marked with an asterisk.

ALAMEDA COUNTY
HEALTH CARE SERVICES
AGENCY
COLLEEN CHAWLA, Director

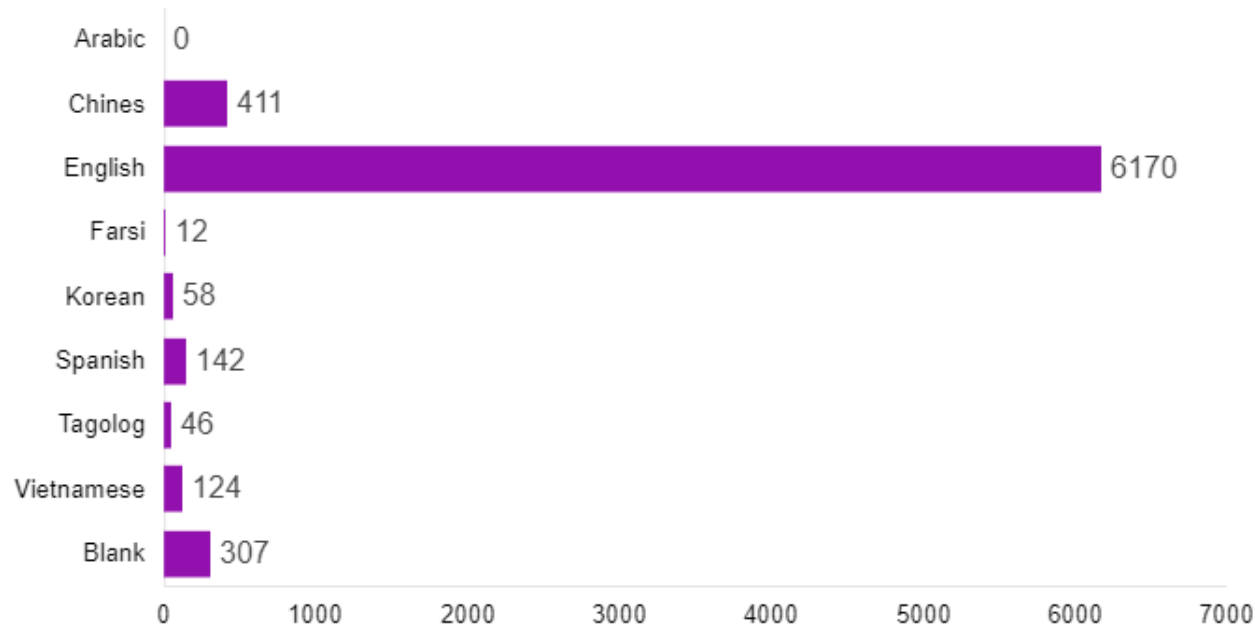
阿拉米达县居民疫苗通知表

感谢您填写此表格。您的回应将帮助我们继续确定在阿拉米达县安全、公平的COVID-19疫苗分发的优先级和计划。您的所有回复都将保密。我们不会与任何人共享个人级别的信息。你不会被问及你的移民身份。目前疫苗供应有限。当疫苗可用时，我们会通知您，并向您发送有关位置和时间的详细信息。请访问www.covid-19.acgov.org/vaccines，了解有关 COVID-19 疫苗以及不同组的优先次序。

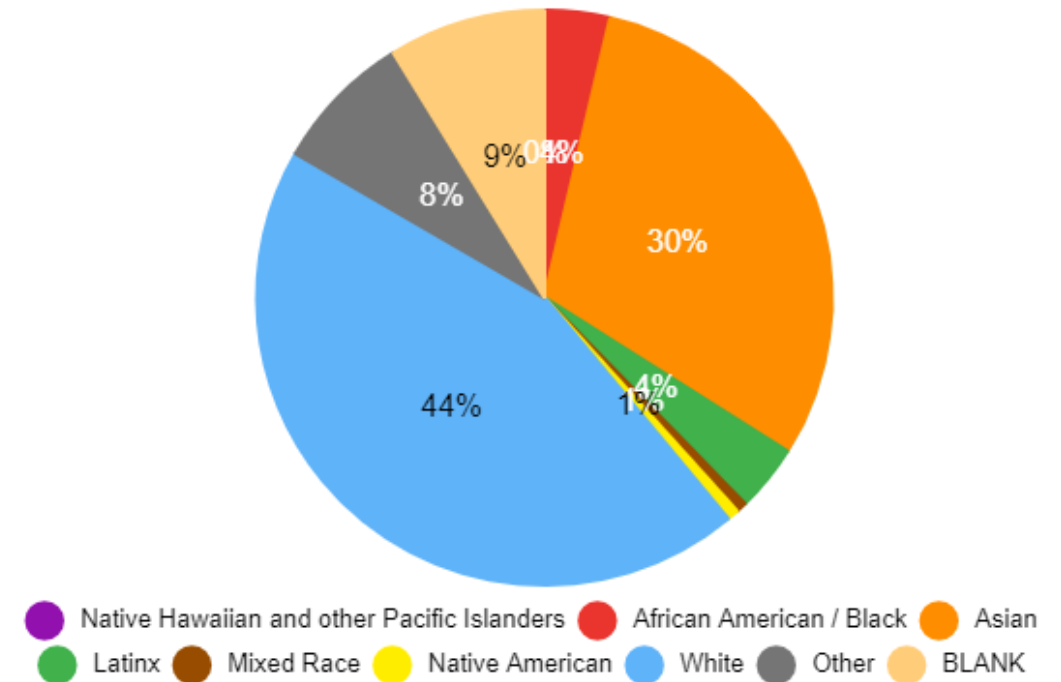
名字 *

Vaccine Notification Forms Completed 1/11/21 – 1/29/21 n=185,398 Alameda County residents

PREFERRED LANGUAGE (1/29/2021) - NEW

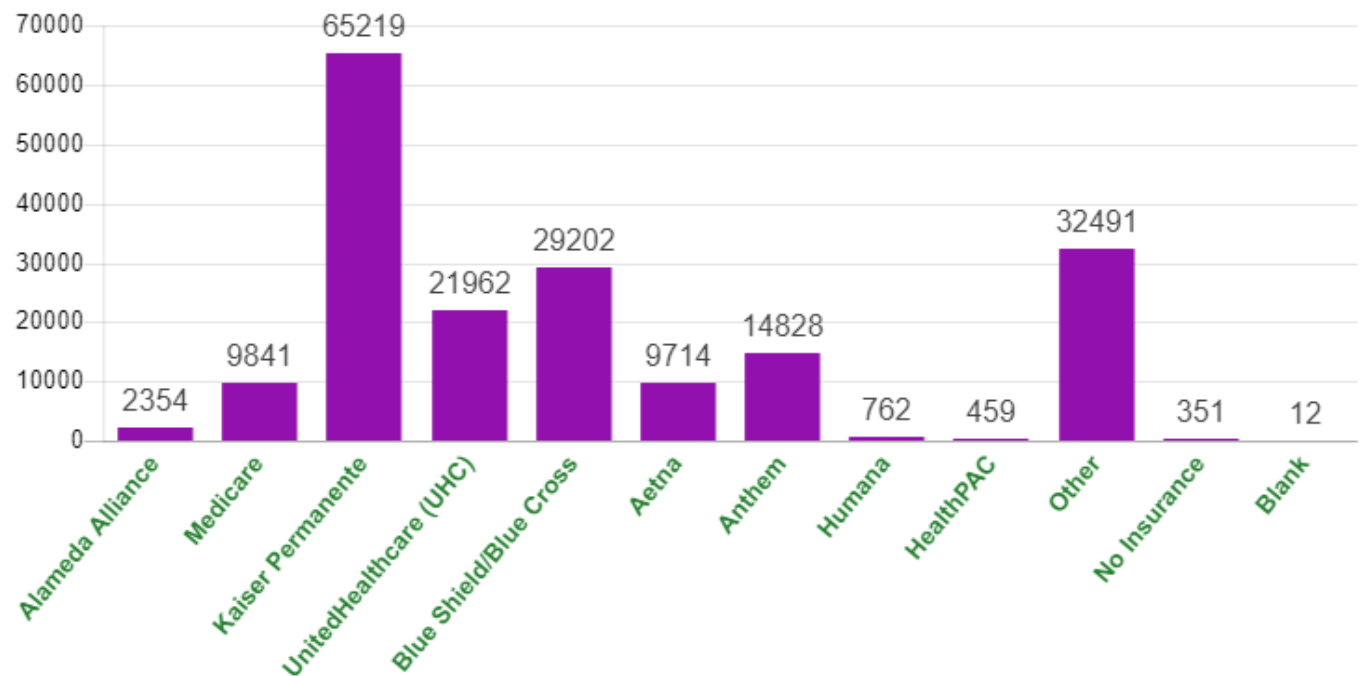


SIGNUP by RACE (Pacific Islander # as of 1/28/21)

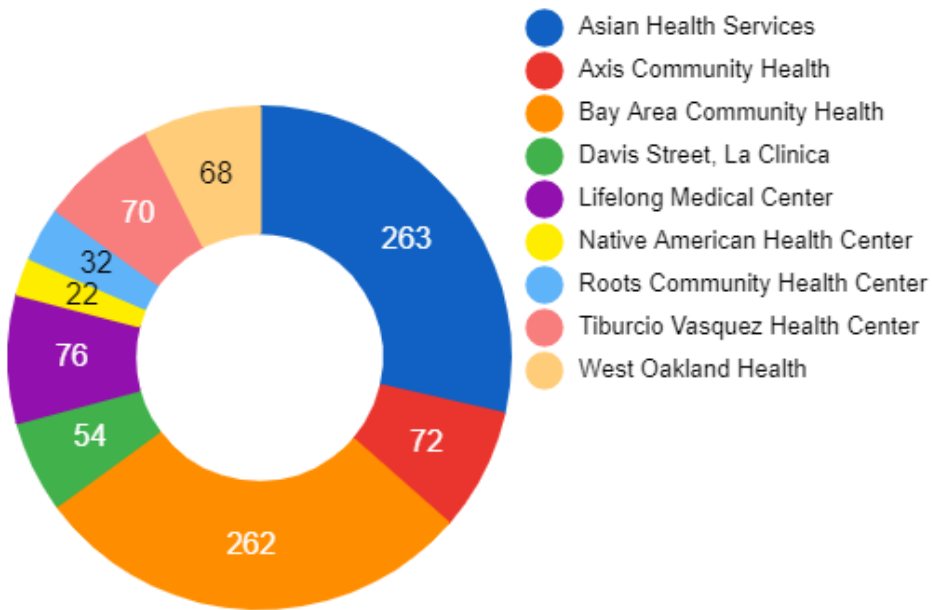


Vaccine Notification Forms Completed 1/11/21 – 1/29/21 n=185,398 Alameda County residents

SIGNUP by INSURANCE



MEDICAL HOME (1/29/2021)



Equity View

Race Ethnicity	% of County Pop	% of Adult (18+) County Pop	% Vaccine Sign-up	% of Healthcare Workers	% of Vaccine Doses Administered	% of Cases	% of Hospitalizations	% of Deaths
Asian	31%	32%	29%	38%	40%	13%	15%	19%
White	31%	34%	43%	28%	34%	15%	18%	31%
Hispanic	22%	20%	4%	16%	13%	47%	39%	25%
Black	10%	10%	3%	13%	7%	8%	14%	17%
Other	0.3%	0.2%	8%	5%	4%	13%	9%	3%
NHPI	0.8%	0.7%	0.1%	0.8%	1.3%	0.8%	1.2%	0.9%
AIAN	0.2%	0.3%	0.6%		0.3%	0.2%	0.2%	0.4%
Unknown			8%					
Multi-Race	4.3%	3%	0.4%			3%	4%	4%
Total (N)	1,648,969	1,292,562	183,121	97,000	21,028	66,130	3,884	763

over-representation

monitor for over-representation

under-representation

monitor for under-representation