

Alameda County Board of Supervisors

COVID-19 Update

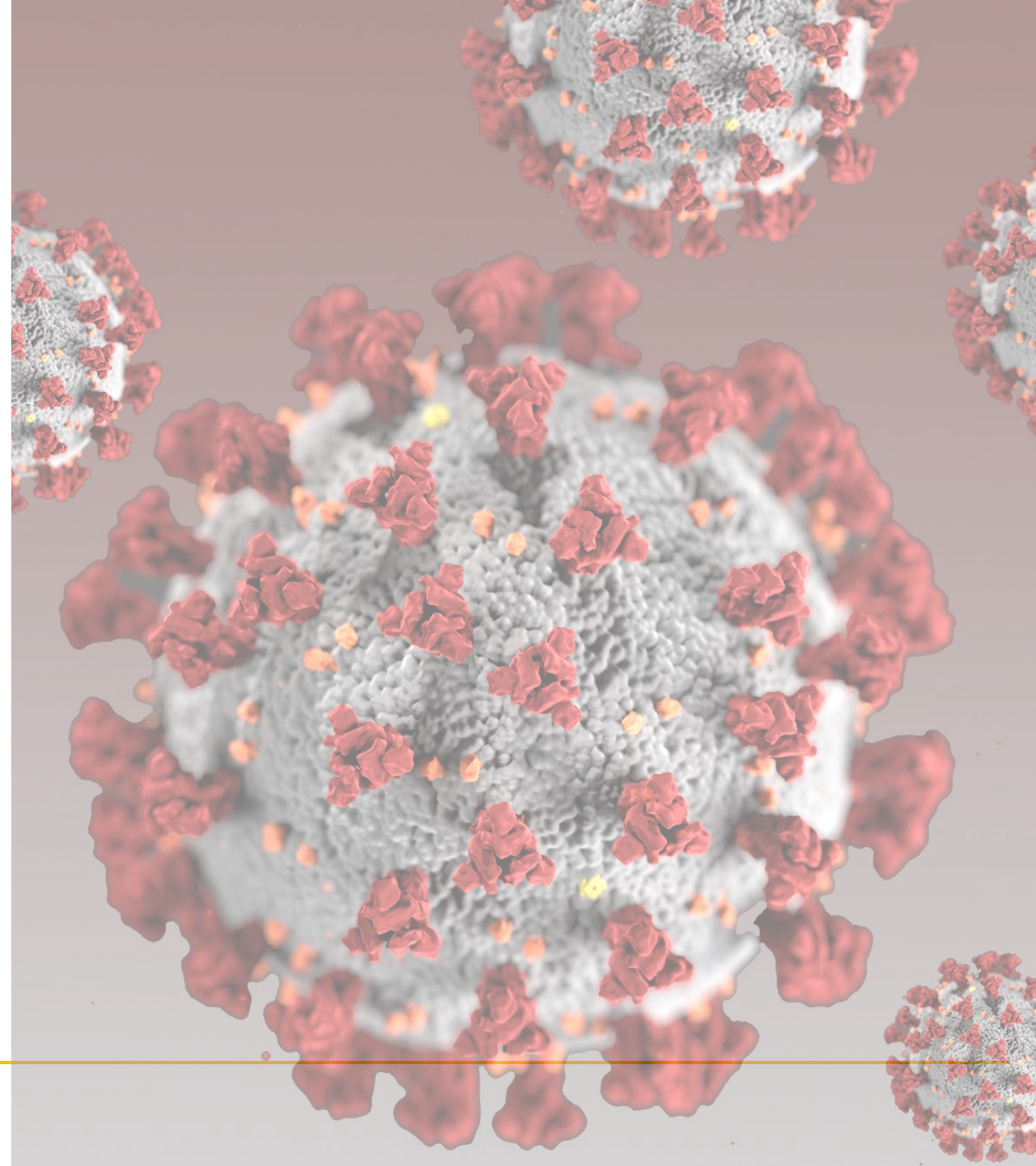
Colleen Chawla, Director

Nicholas Moss, MD, Interim Health Officer

Michael Stacey, MD, Physician Consultant

Alameda County Health Care Services Agency

September 22, 2020



Alameda County
Health Care Services Agency



Alameda County Public Health Department
Celebrating Healthy People in Healthy Communities

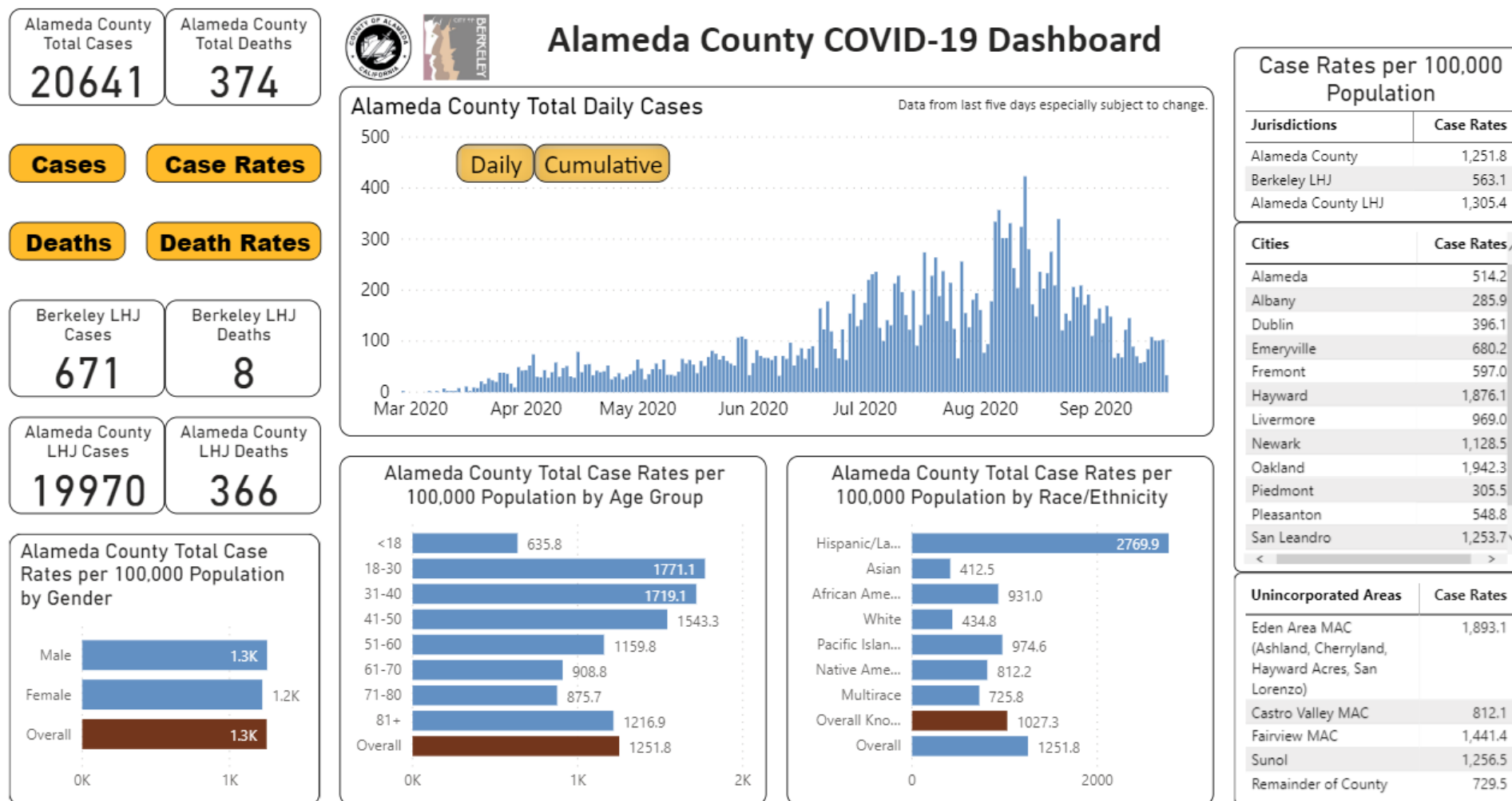
Presentation Overview

- COVID Data Update
- California's Blueprint for a Safer Economy
- Alameda County's Shelter in Place Order
- Update on Alameda County School Reopening
- Additional Key Updates



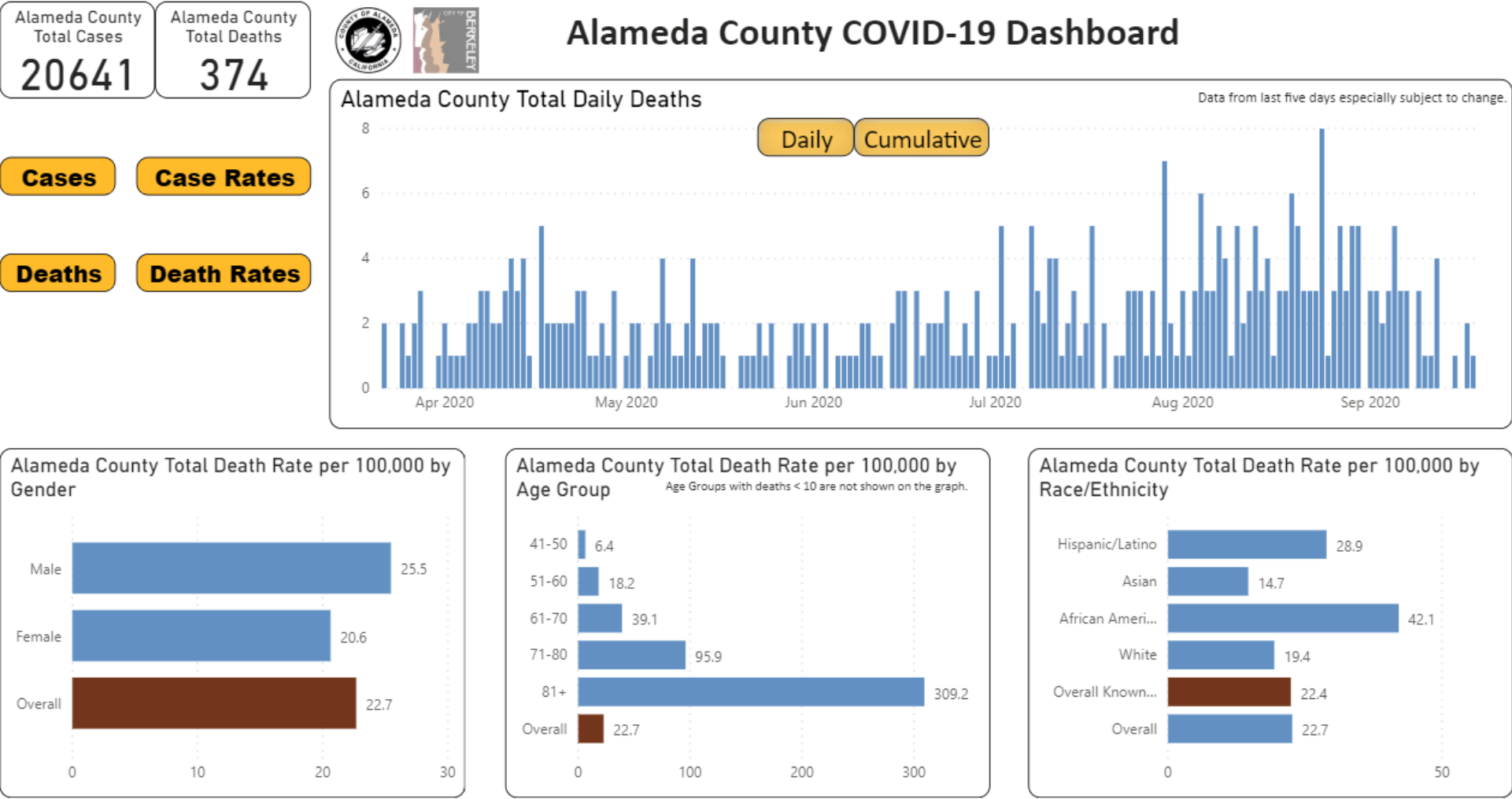
CASES & DEATHS

By Gender, Race/Ethnicity, Age Group, Jurisdiction, and Over Time [Mobile version](#)



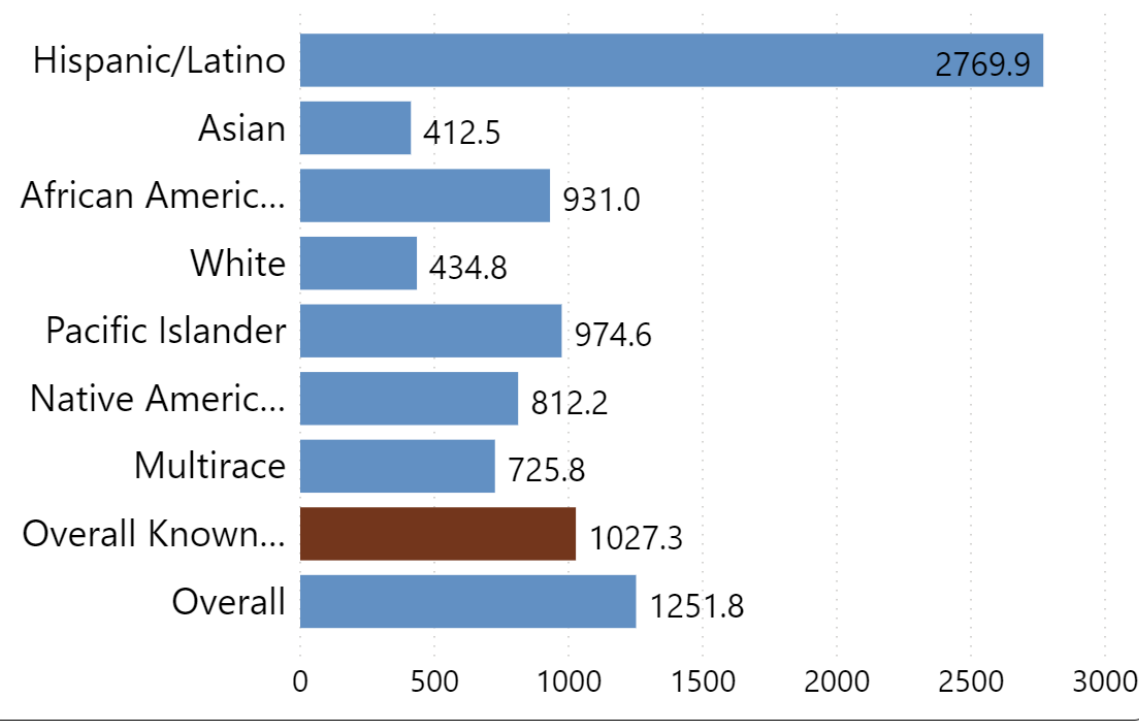
CASES & DEATHS

By Gender, Race/Ethnicity, Age Group, Jurisdiction, and Over Time [Mobile version](#)

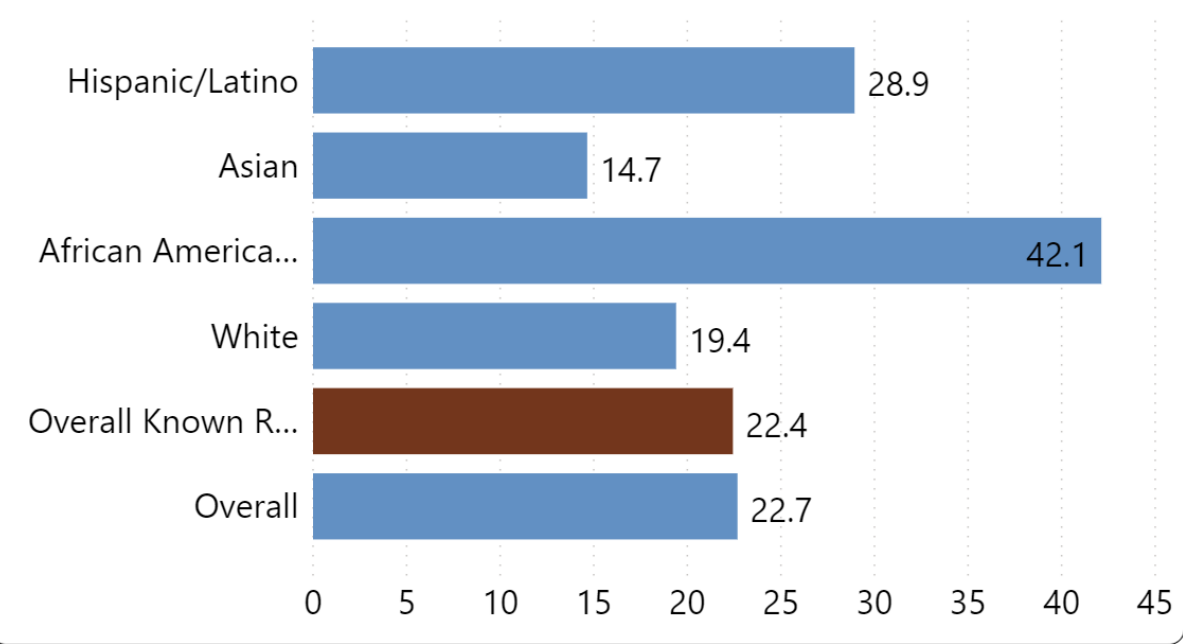


Disparities in Cases & Deaths

Alameda County Total Case Rates per 100,000 Population by Race/Ethnicity



Alameda County Total Death Rate per 100,000 by Race/Ethnicity



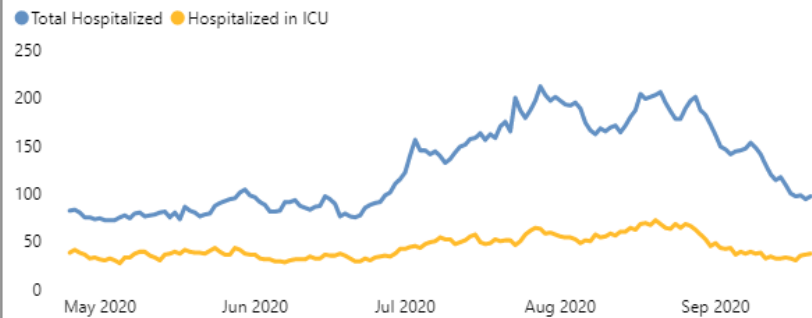
HOSPITALIZATION DATA

Counts and Capacity Over Time [Mobile version](#)

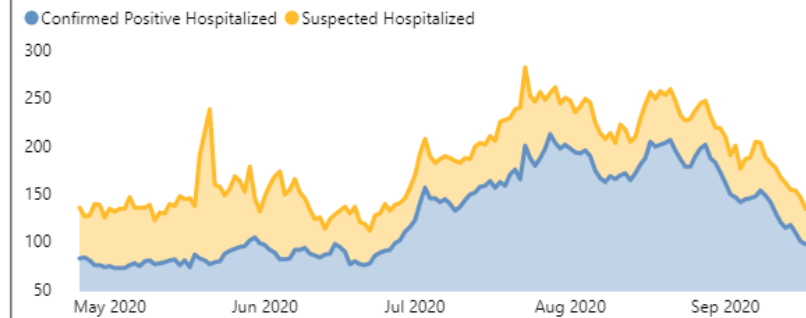


Alameda County Hospitalizations COVID-19 Dashboard

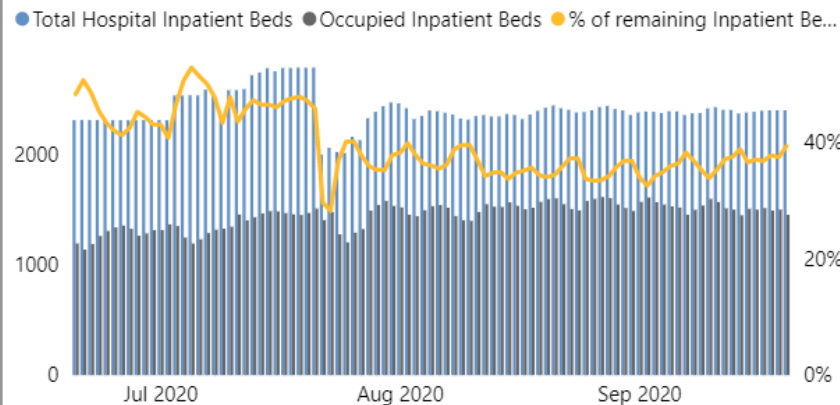
Alameda County Total COVID-19 Hospitalizations



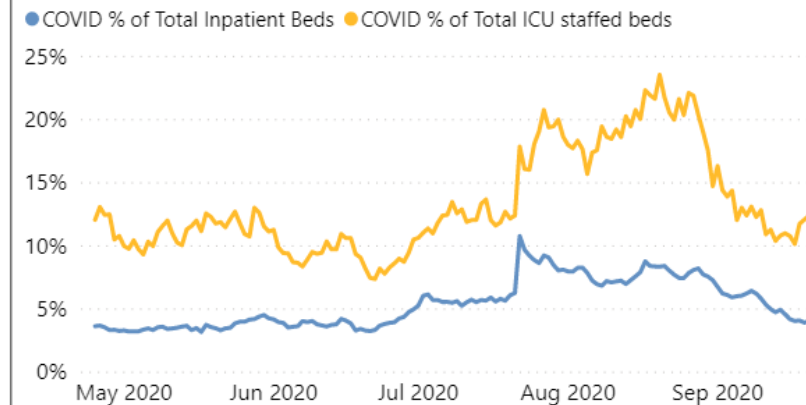
Confirmed and Suspected Inpatients



Total Hospital Inpatient Beds vs Occupied Inpatient Beds



COVID Percentage of Beds



California's Blueprint for a Safer Economy

- On August 28th, the State replaced the County Monitoring List framework with a color-coded four-tier **Blueprint for a Safer Economy**
- The Blueprint **revises criteria** for loosening and tightening restrictions on activities
- The new indicators capture **disease burden and testing**
 - If metrics fall across tiers, county placed in the most restrictive tier
- A third **health equity** measure is pending

County risk level	New cases	Positive tests
WIDESPREAD Many non-essential indoor business operations are closed	More than 7 daily new cases (per 100k)	More than 8% Positive tests
SUBSTANTIAL Some non-essential indoor business operations are closed	4 - 7 daily new cases (per 100k)	5 - 8% Positive tests
MODERATE Some indoor business operations are open with modifications	1 - 3.9 daily new cases (per 100k)	2 - 4.9% Positive tests
MINIMAL Most indoor business operations are open with modifications	Less than 1 daily new cases (per 100k)	Less than 2% Positive tests

County Tier Status

- **Alameda County moved into the Red Tier today**, indicating substantial risk
- CDPH assesses county indicators **weekly**
- A county will remain in a tier for a **minimum of three weeks** before being able to advance to a later tier
- A county can **only move forward one tier at a time**, even if metrics qualify for a more advanced tier

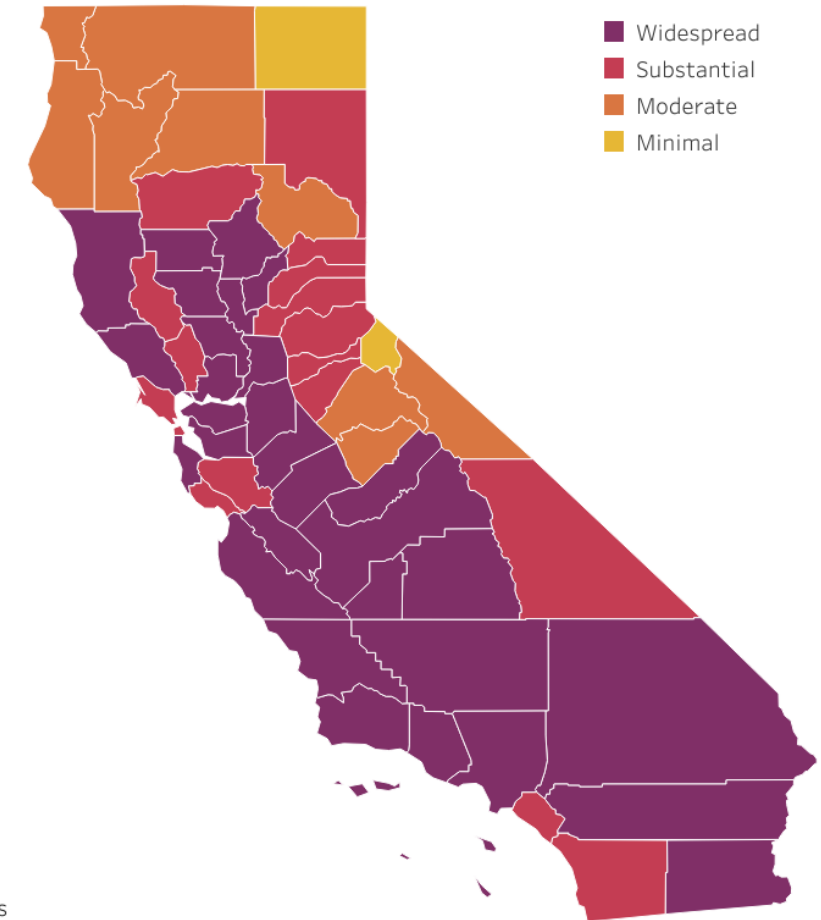
Statewide Metrics

7.7

New COVID-19 positive cases per day per 100K

4.2%

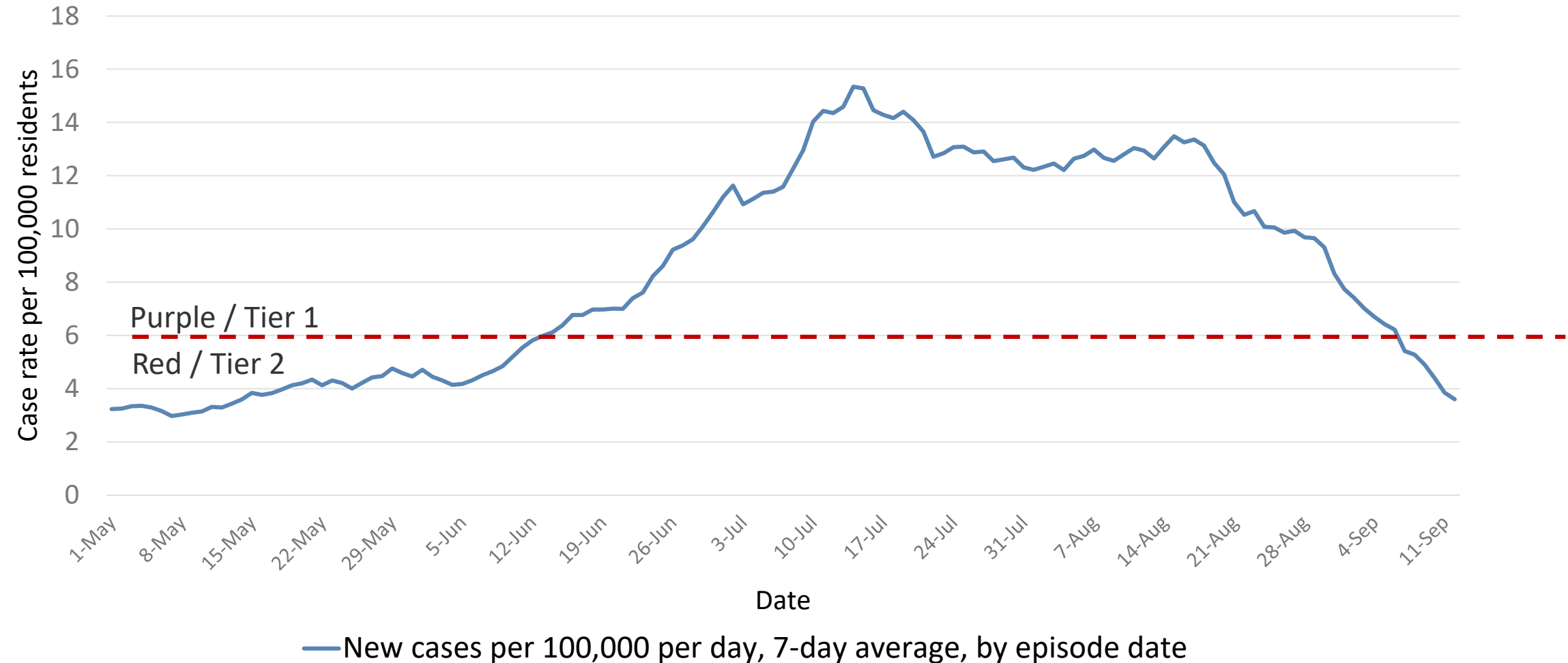
Positivity rate



Data shown is for 9/15 tier assignments



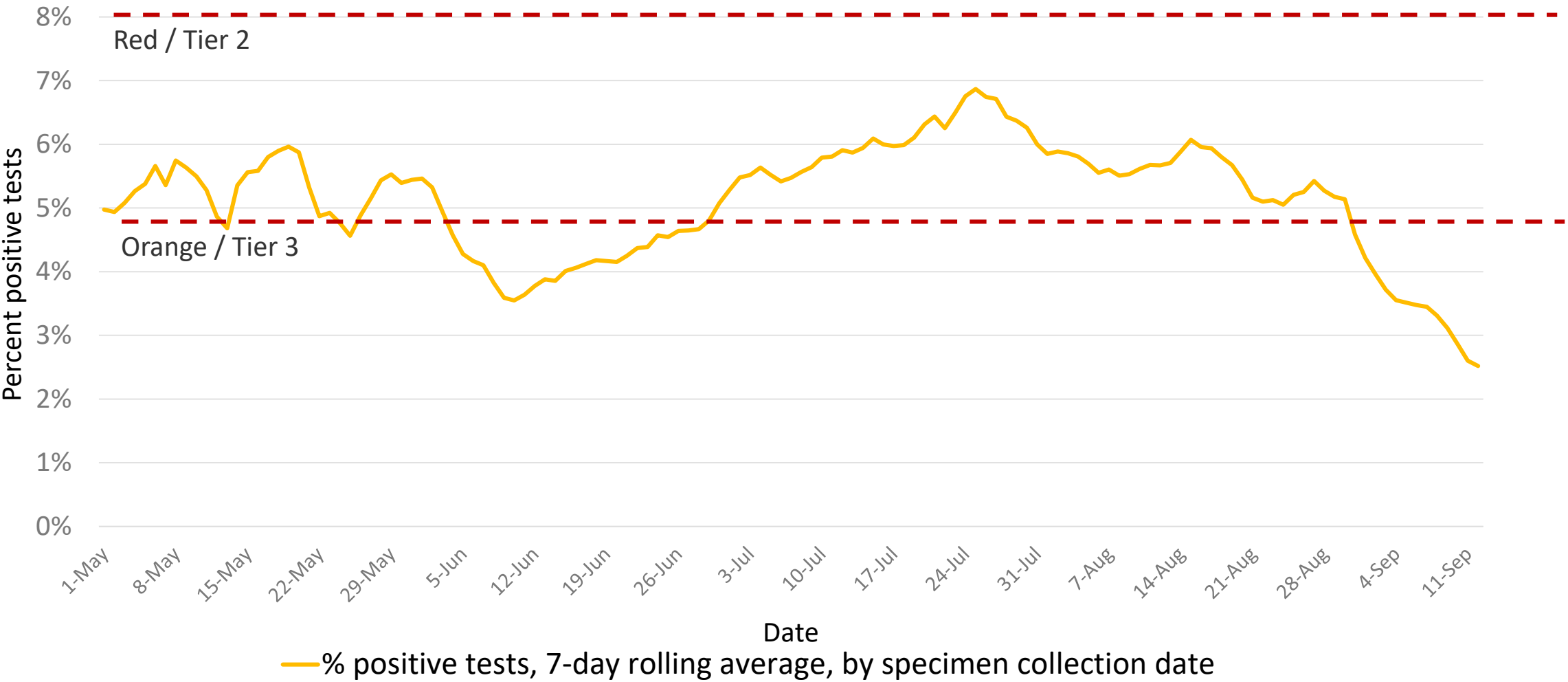
Alameda County COVID-19 Daily Case Rate, 2020



Source: CalREDIE Data Distribution Portal download September 20, 2020 9:15 am.



Alameda County COVID-19 Test Positivity, 2020



Sources: 1) CalREDIE Data Distribution Portal download September 21, 2020 9:15 am. 2) Avellino master spreadsheet.



Impact on Activities and Businesses

- **The Blueprint alters reopening plans** for some businesses and activities – opening some that had been prohibited and imposing new standards on others
- For example, **counties in the Red tier** may open:
 - Indoor museums with restrictions and at 25% maximum capacity
 - Indoor personal care services with restrictions
 - Indoor retail and malls at 50% maximum capacity
- Local Health Jurisdictions **can be more restrictive** than the State



Alameda County Shelter in Place Order

- At this time, there is **no change to permitted or prohibited activities** in Alameda County
- We are using the **next two weeks to ensure our metrics remain stable**
- We will release a **phased plan** that balances increased risk of spread of COVID-19 from newly permitted activities alongside appropriate mitigation strategies
- **Bringing students back for in-person learning is a top priority** for the next phase of reopening



Alameda County Schools Update

- Counties may open in-person learning after a minimum of two weeks in the Red Tier; **Alameda County will resume in-person learning in phases**
- We are currently reviewing **elementary school waiver requests** from schools and districts for early return to in-person school learning, per State guidance
- For all in-person learning, schools and districts will need **reopening plans** that address disinfection, cohorting, health screenings, contact tracing, and testing
- Districts are encouraged to utilize the **State's guidance for Small Cohorts/Groups of Children and Youth** to serve highest needs students



Additional Updates

- Expansion of testing, case investigation, contact tracing, outreach and education, with a particular **focus in neighborhoods with highest health disparities**
- **Flu vaccine** planning underway
- **COVID vaccine** planning beginning



Questions

