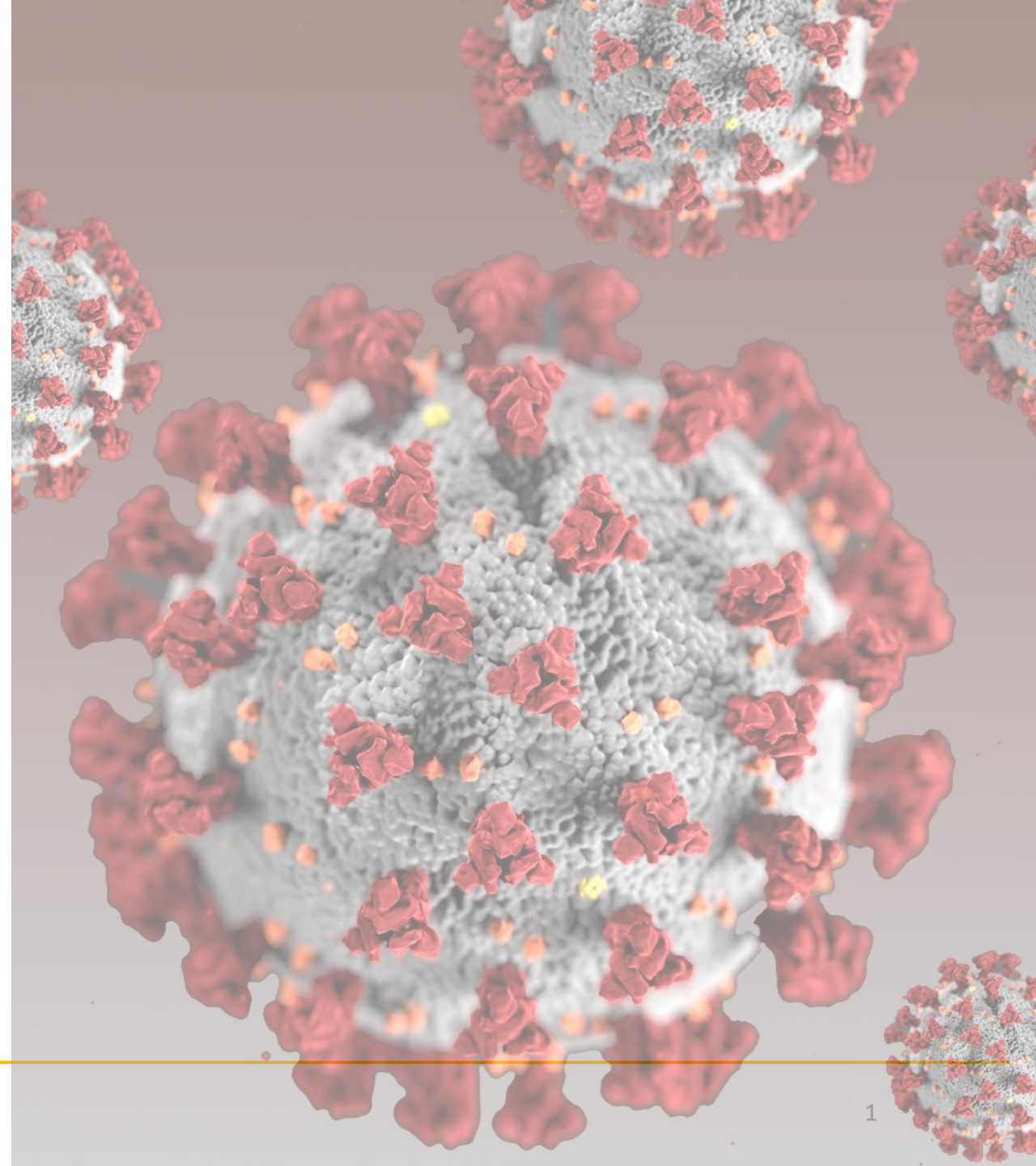


COVID-19 Update

Presented to the
Alameda County Board of Supervisors
August 4, 2020



Local COVID-19 Data

HCSA



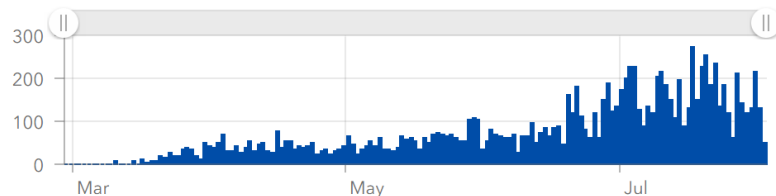
Alameda County COVID-19 Dashboard Updated 8/3/2020 with data through the end of 8/2/2020

Alameda County LHI

11,442
Cases

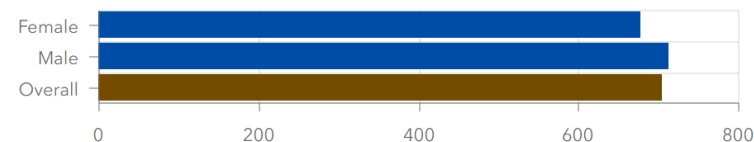
185
Deaths

Alameda County LHI Daily Cases



Cumulative Daily

Alameda County Total Case Rates per 100,000 Population by Gender



Reported transgender, other, and unknown gender identities are each less than ten and so are suppressed

Cases Case Rates

[Click here to go to our mobile dashboard.](#)

[Click here to go to our second dashboard with data on deaths, hospitalizations, and cases and case rates by zip code.](#)

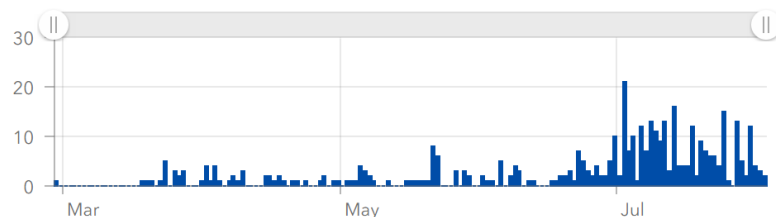
[Click here to go to a third](#)

Berkeley LHI

404
Cases

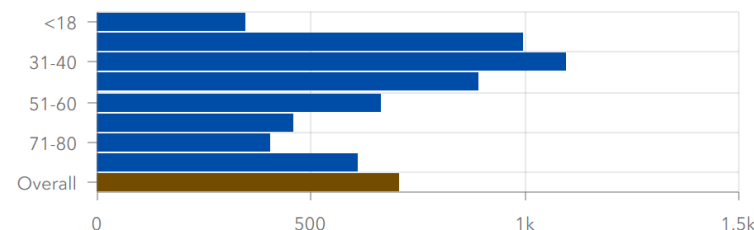
4
Deaths

Berkeley LHI Daily Cases



Cumulative Daily

Alameda County Total Case Rates per 100,000 Population by Age Group



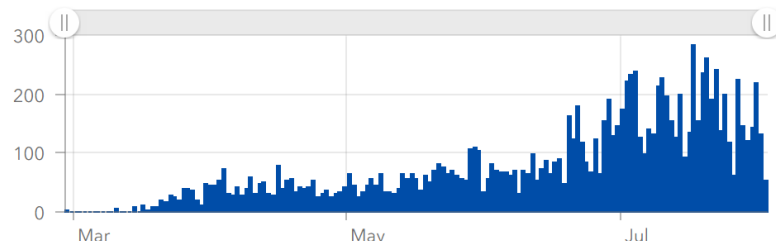
Cases Case Rates

Alameda County Total

11,846
Cases

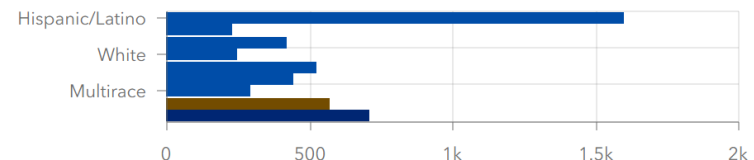
189
Deaths

Alameda County Total Daily Cases



Cumulative Daily

Alameda County Total Case Rates per 100,000 Population by Race/Ethnicity



Since the race/ethnicity is unknown for about 20% of cases, the proper comparison for each race/ethnicity is to Overall Known Race/Ethnicity.

Cases Case Rates

Alameda County Cases by City/Jurisdiction

Alameda County: 11846

Berkeley LHI: 404

Alameda County LHI: 11442

Under Investigation: 392

Homeless: 117

Address Unknown: 86

Alameda: 183

Albany: 32

Dublin: 136

Emeryville: 52

Fremont: 652

Hayward: 1688

Livermore: 516

Newark: 271

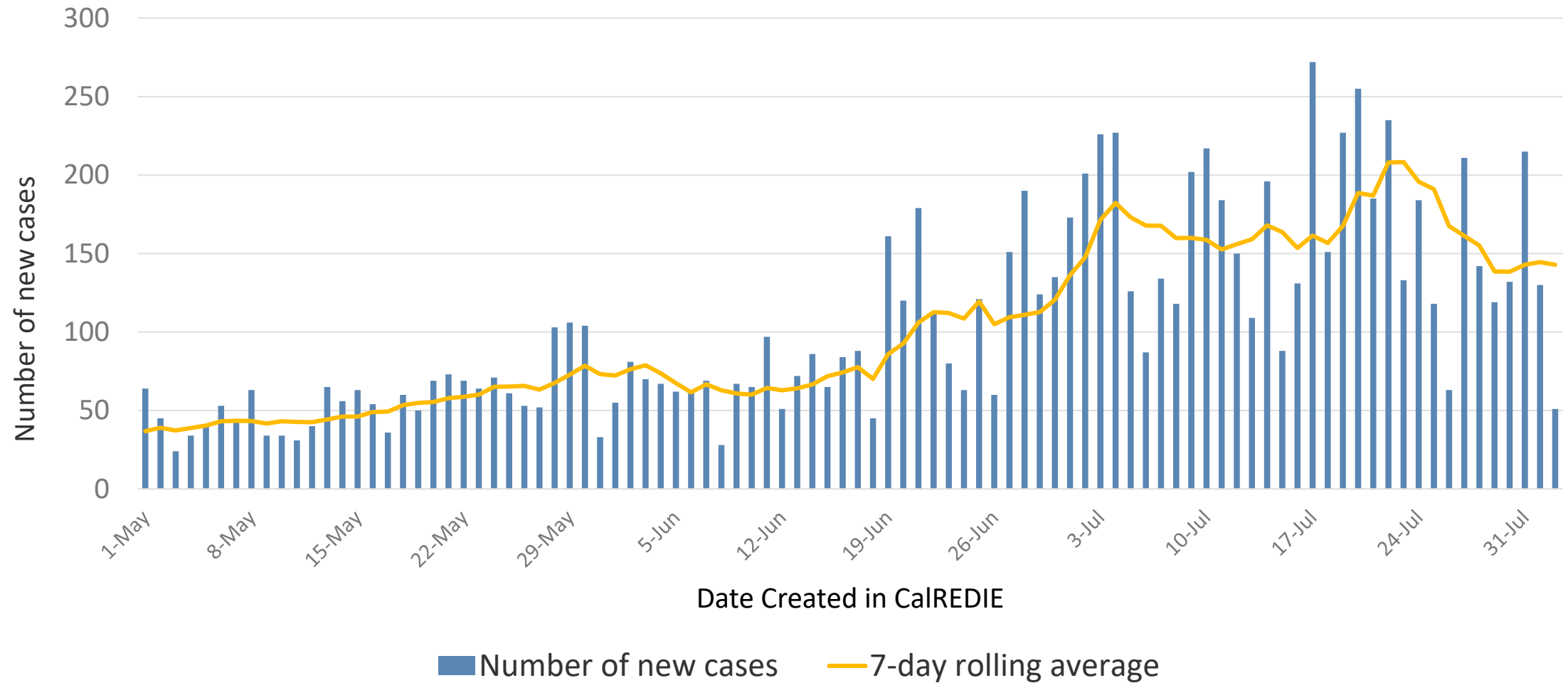
Oakland: 4741

Piedmont: 23

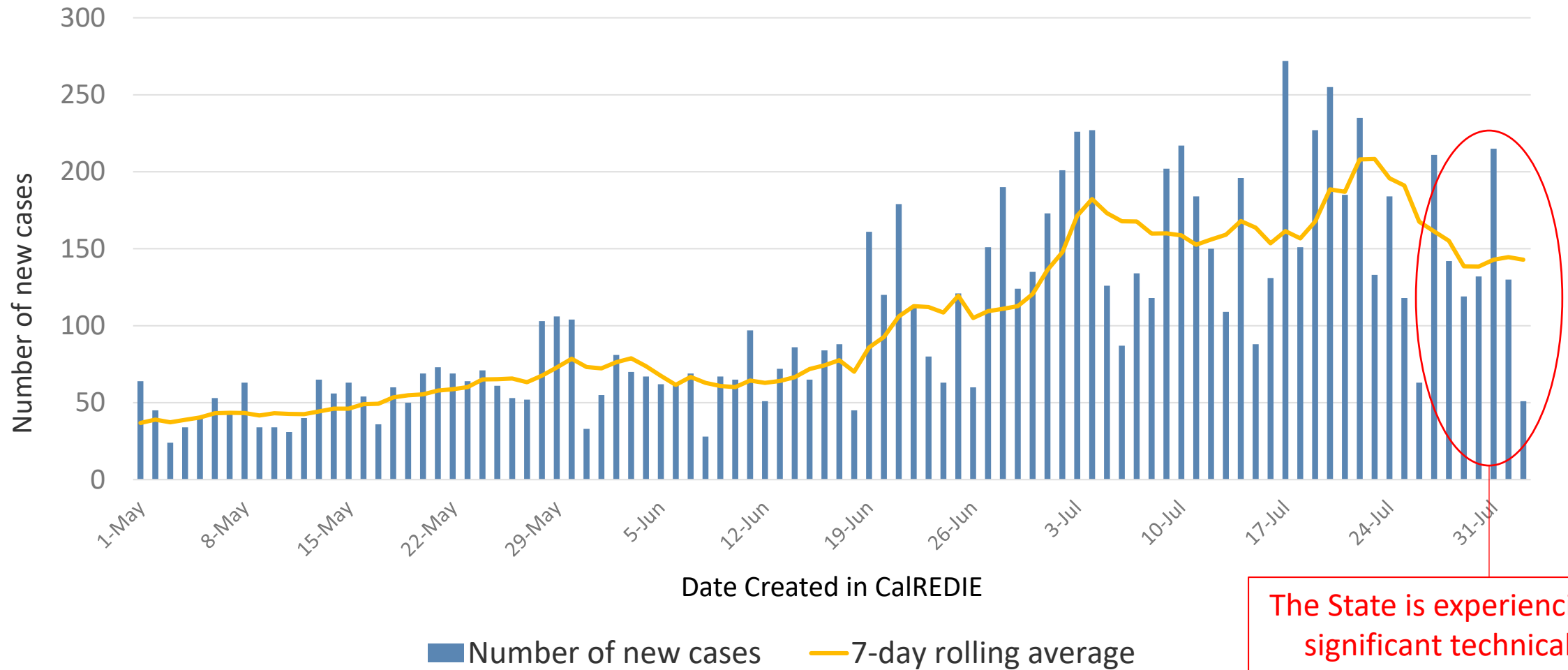
Pleasanton: 238

Cases Case Rates

New Alameda County COVID-19 Cases, 2020

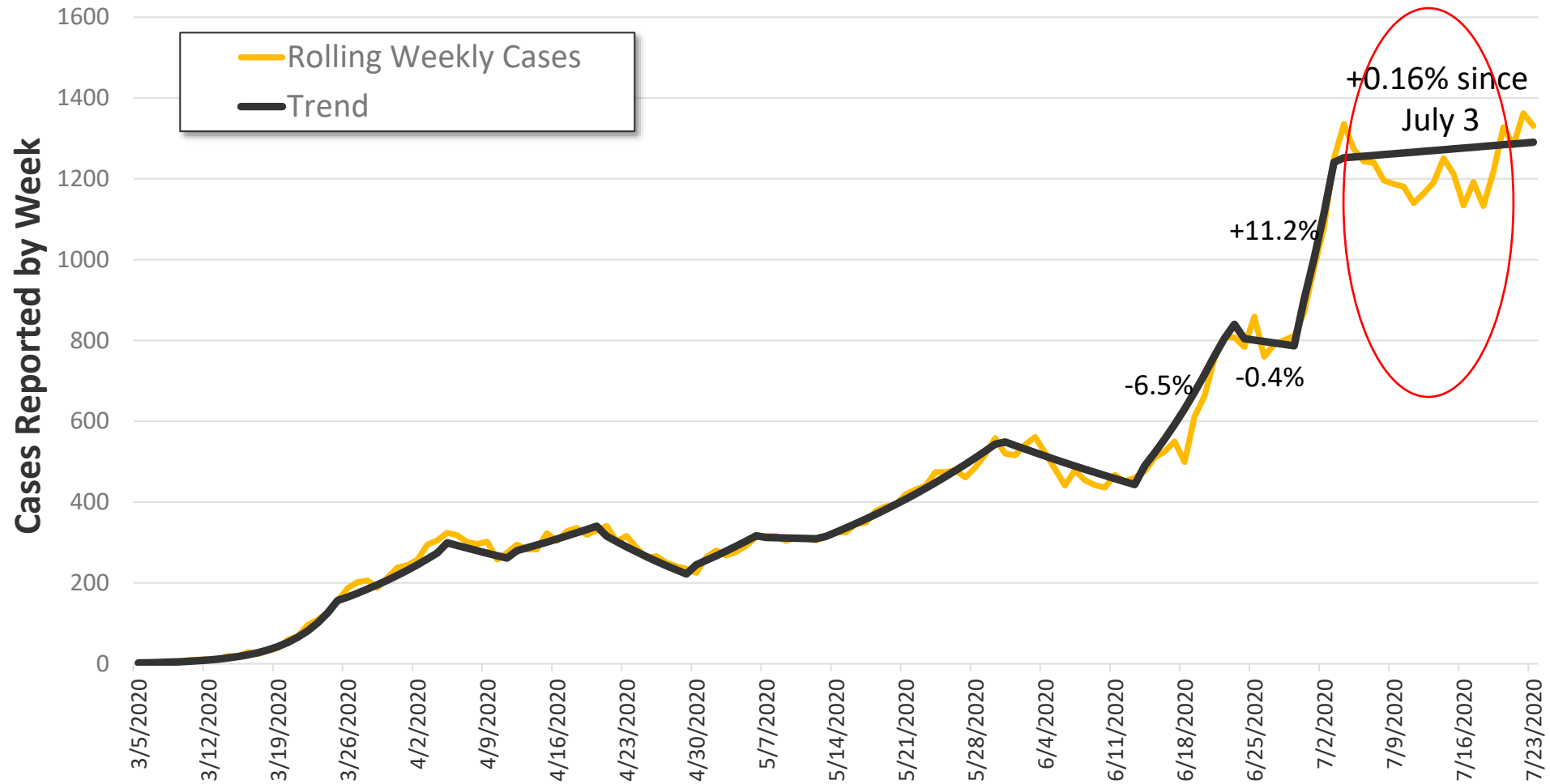


New Alameda County COVID-19 Cases, 2020

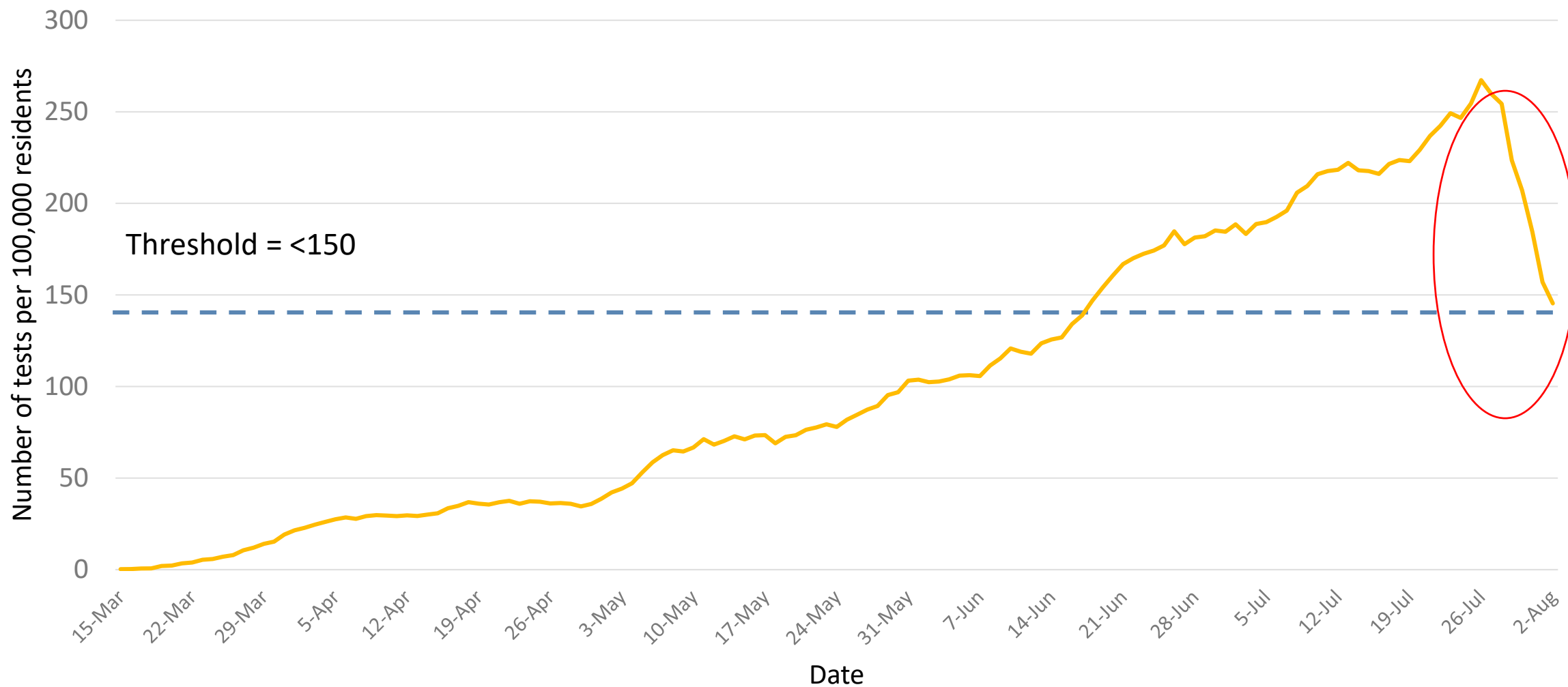


The State is experiencing significant technical issues with electronic lab reporting, resulting in an undercount of cases

Trends Alameda County COVID-19 Case Reports, 2020

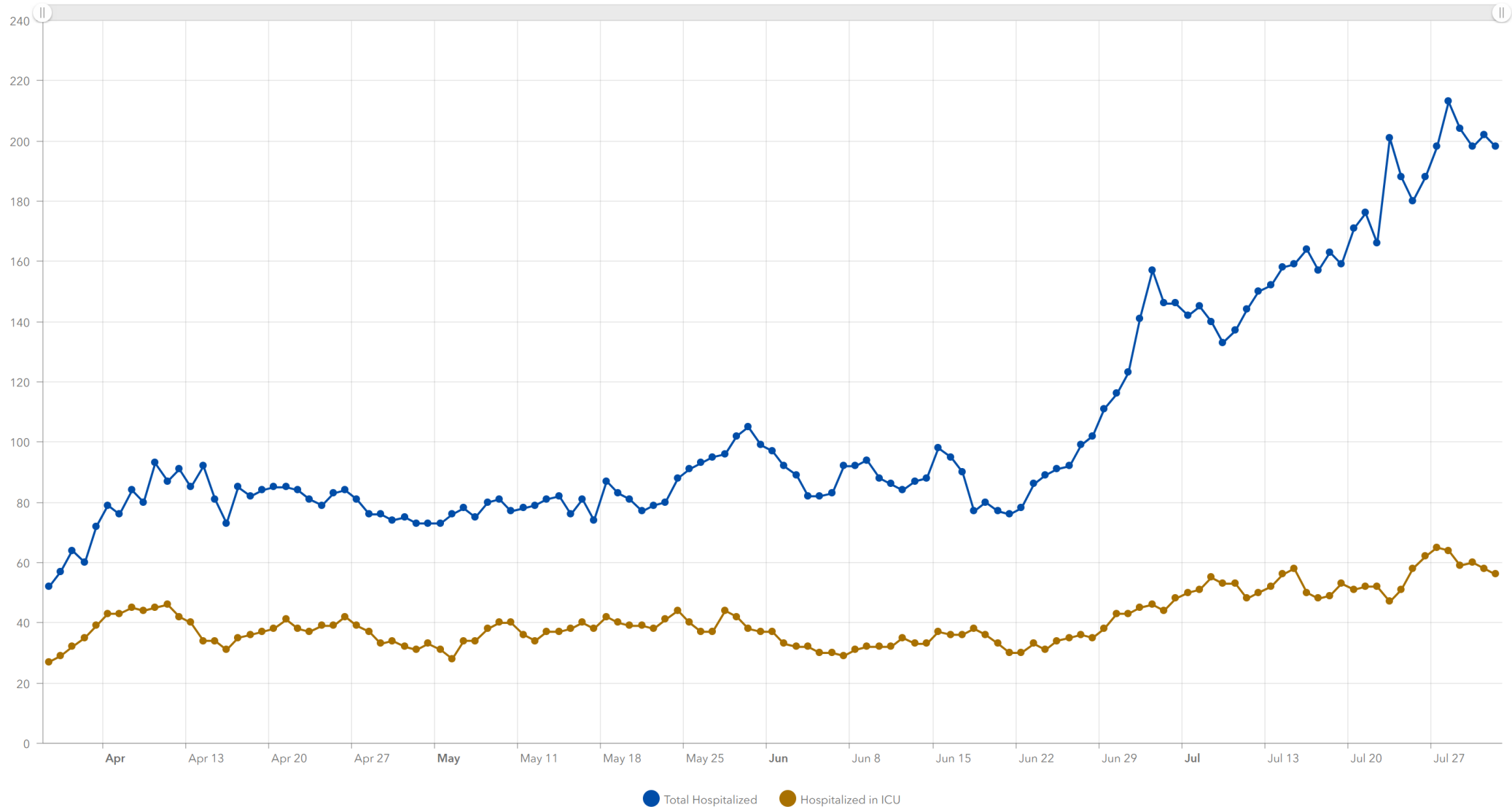


Alameda County COVID-19 Testing

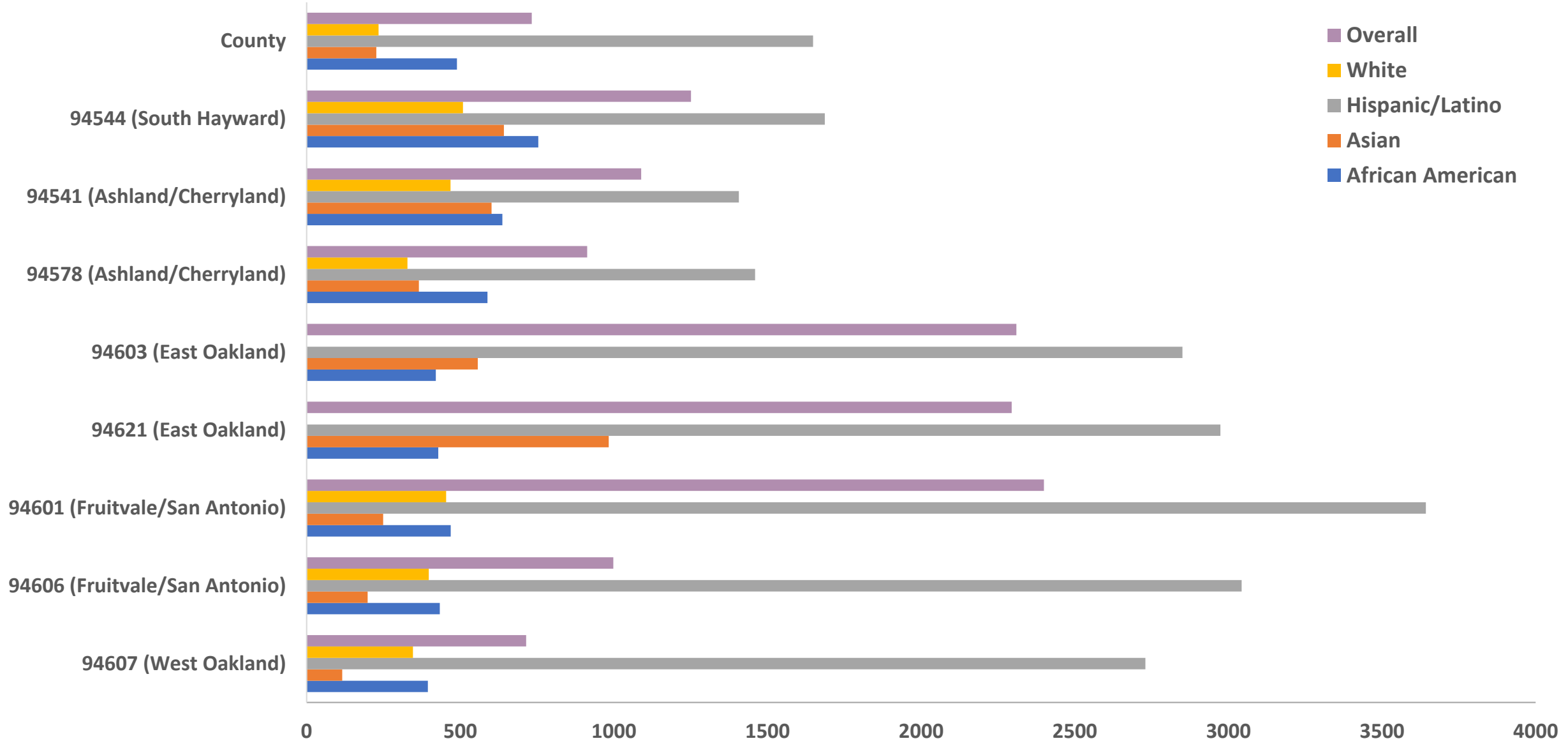


— 7-day rolling average # of tests per day per 100,000 residents with a 7day lag, by result date

Alameda County Total COVID-19 Hospitalizations



Cumulative COVID19 Case Rate for Selected ZIP codes, per 100,000 population



Key COVID-19 Items on Today's Agenda

CAO

Key COVID-19 Items on Today's Agenda

- **Support for Vulnerable Populations**

- Emergency Food Distribution & Meal Delivery (Item 5) – SSA
- Pilot Stipend Program (Item 3.1) – SSA
- Emergency Rental Assistance Program (Item 36) – CDA/HCD

- **Homelessness Response**

- Fairmont Safer Ground Project Roomkey Tiny Homes (Item 78.1) – HCSA, GSA, CDA/HCD
- Expansion of the Homelessness Vendor Pool (Item 20) – HCSA
- Authorization to Submit Homekey Program Proposal (Items 23.2) – HCSA
- Livermore Project Roomkey hotel lease (Item 23.1) – HCSA and GSA
- IHSS services for Project Roomkey hotel residents (Item 5.1) – SSA

- **Increased Testing**

- Expansion of the RFQ for COVID-19 testing (Item 16) – HCSA

Emergency Food and Pilot Stipend Program

SSA



Emergency Food: Distribution

- **Arena Center:**
 - M/W/F 9-3
 - Service March 30 through August 2020
 - 42,088 total households as of 7/31/20
- **County Fairgrounds:**
 - T/TH 9-3
 - Service June 2 through August 2020
 - 7,583 total households as of 7/28/20
- **REACH Ashland Youth Center:**
 - Every other Wednesday since April 13 through August
 - 2,592 food boxes handed out as of 7/15/20
 - 1,074 total households as of 7/15/20
- **Dig Deep Farms – Food Farmacy on-site Distribution:**
 - Fridays since April 15
 - 7,310 food bags handed out as of 7/24/20
 - 3,627 cars picked-up as of 7/24/20



Emergency Food: Delivery

- **Great Plates Delivered**
 - 445 older adults served
 - 42,147 meals served as of 7/30/20
 - 50 participating restaurants; 65% minority owned
 - Service 5/29/20 through 9/9/20
- **Senior Meals**
 - Administered via AAA providers
 - 59,929 meals served in July 2020
 - 11,122 older adults served in July 2020
- **Children & Family Services – Foster Youth**
 - Approximately 30 youth/week
 - Service 5/6/20 through 7/31/20
 - Delivered by Children & Family Services staff
- **Quarantined Meal Delivery**
 - Average of 350 households served per week
 - Public Health/ACCFB/Amazon Partnership
 - Started 6/3/20 through end of August
 - Delivered by Amazon
- **Dig Deep Farms – food delivery**
 - 12,475 food bags delivered as of 7/24/20
 - 18,085 meals delivered to date as of 7/24/20
 - 5,260 total households delivered as of 7/24/20



Emergency Food: Access

- **Pandemic-EBT (P-EBT)**

- Children who receive free or reduced-price school meals for months of May, June, and July.
- Maximum benefit \$365 per eligible child
- Applications were due July 15, 2020
- Benefits available for one year

- **CalFresh Benefit Expansion**

- Increased emergency monthly benefit
- For the months of March-August, all CalFresh households receive the maximum allotment for their household size.

- **Summer Lunch Programs**

- San Lorenzo Library
 - June 15-Aug. 15; 12pm
 - 300 meals a day
- School Districts
 - Alameda, Tues/Friday, 11-12pm
 - Albany, MWF 11am-1pm through Aug 31
 - Berkeley, MWF 11am-1pm through Aug 17
 - Dublin, M-F 10am-12pm
 - Emery, M & Th 11am-1pm
 - Fremont, MW 10am-11:30am
 - Hayward, M-F 11am-12pm through Aug 7
 - Livermore, M-F 9:30am-10:30am through Aug 21
 - New Haven, M & W 9am-11am
 - Newark, M & W 11am-12pm
 - Oakland, M & TH, 8am-12pm through July 30
 - Pleasanton, MWF 11:30am-1pm through Aug 7
 - San Leandro, MWF, 11am-noon
 - San Lorenzo, M-F 11am-1pm



Vendor Pool RFQ: Emergency Food

Purpose

To serve home-bound seniors, youth, medically vulnerable individuals, and individuals and families that are experiencing food insecurity and hunger as a result of the Coronavirus (COVID-19) pandemic.

Scope

Seeking bidders who will be responsible for emergency food distribution and meal deliver, including but not limited to meal preparation, meal or grocery delivery, drive-through brown bag food distribution, grab-and-go meals, mobile or pop-up pantries, food recovery and food distribution.

Resident and Business Outreach

Bidders will be responsible for conducting community outreach for the program. Partnerships are strongly encouraged.

Bidder's Conference

Wednesday, August 5, 2020

TIME: 2 p.m.

[Join Microsoft Teams Meeting](#)

[\(415\)915-3950](#)

Conference ID: 189 133 247#

Timeline

This is an ongoing RFQ that will accept proposals and evaluate them on a regular basis.





Pilot Stipend Program

Purpose:

- Provide cash aid to COVID-affected people regardless of immigration status;
- Ensure financial support for individuals to isolate or quarantine with COVID-19;
- Support individuals who lack access to paid leave or other income support;
- Enable infected people and exposed people to stay home and reduce the spread of disease.

Basic Program Components:

- Partner with the clinics in the 5 highest impacted neighborhoods.
- Provide \$1250.00 stipend
- Distribute the stipend using debit card model with County Auditor serving as fiscal agent.
- Serve up to 7500 Alameda County Residents.



Pilot Stipend Program

Eligibility:

- Individual must be an Alameda County resident;
- Individuals are COVID-19 positive and must self isolate;
- Individual will be referred through HCSA's community medical provider network of Community-Based Care Investigation/Contact Tracing services;
- Individual is not receiving any other income replacement benefits, including, but not limited to, unemployment insurance or paid sick leave.



Pilot Stipend Program

Recommendations:

- Authorize SSA to further develop and implement pilot program.
- Authorize Auditor Controller to serve as the fiscal agent for the pilot program.
- Allocate up to \$10 million to serve up to 7500 residents.



Rental Assistance Program

CDA/HCD

Rental Assistance in Response to Pandemic

Short Term Solution

Eviction Ordinance in place until 60 days after the Public Health Official declares the Public Health Crisis over, and no sooner than December 31, 2020

Long Term Solution

Funding for grants or loans to tenants to cover back owed rent

- Local Cities that have provided Emergency Rental Assistance:
 - Berkeley
 - Hayward
 - Livermore
 - Oakland
 - Pleasanton
 - San Leandro
- Funding Sources
 - CARES Act Community Based Development Block Grant (CDBG) & Cares Act Relief Fund
 - HOME Funds
 - General Funds

Rental Assistance Program from CDA/HCD

Federal Assistance

Using federal CDBG & HOME funds, provide small grants to very low income households to various jurisdictions in alameda county to pay back rent.

Jurisdiction	Urban County			Consortium - wide HOME Funds
	CDBG	HOME	Sub-Totals	
Albany	\$35,893	\$34,242	\$70,135	\$434,031
Dublin	\$38,654	\$36,876	\$75,530	
Emeryville	\$24,849	\$23,706	\$48,555	
Newark	\$63,503	\$60,582	\$124,085	
Piedmont	\$13,805	\$13,170	\$26,975	
Unincorporated	\$375,496	\$358,224	\$733,720	
sub-total Urban County	\$552,200	\$526,800	\$1,079,000	
HOME Consortium (Alameda, Fremont, Hayward, Livermore, San Leandro, Pleasanton, Union City, + Urban County)				
San Leandro	\$0	\$167,418	\$167,418	
Total Rental Assistance	\$552,200	\$1,128,249	\$1,680,449	

Fairmont Safer Ground Tiny Homes

GSA, HCSA, and CDA/HCD

Fairmont Safer Ground Tiny Homes Overview

- **Goal**: Support shelter in place for homeless individuals at high risk for severe illness due to COVID-19 with a Fairmont Safer Ground Tiny Homes project on the County property.
- Capacity to house 34 clients
- Repurposing of the location and funding previously identified for a navigation center, which was canceled due to COVID-19
- Partnership between GSA, HCD, HCSA

Fairmont Safer Ground: Project Development



Site Overview:

- 28 Tiny Homes (4 ADA compliant)
- Renovate existing modular building
 - 6 (ADA compliant) units
 - Office and laundry space

Fairmont Safer Ground: Project Development Budget

- Total estimated cost of \$6,400,000
- Requesting additional funding of \$3,900,000 from available Federal and/or State funding designated for COVID-19 related expenses
- Due to urgency of COVID-19 pandemic and local experience of the proposed tiny homes provider, request to waive procurement, Public Art, PS/CBA, SLEB, and ECOP requirements for this project

Scope of Work	Cost
Hazmat Abatement	\$11,000
Construction Contract	\$4,468,589
Construction Contingency	\$893,718
Furniture	\$36,000
Soft Costs (A/E, Other Fees)	\$990,693
Total Project Cost	\$6,400,000
<i>Repurposed funding for homelessness capital projects</i>	<i>(\$2,500,000)</i>
Gap/Funding Request	\$3,900,000

Fairmont Safer Ground: Programming and Services Overview

- Program eligibility
 - >65 years old or high-risk for severe illness due to COVID-19, per CDC guidelines
 - Referred from mid-county and unincorporated county
- Interim Housing Model
 - 15 units provided as Respite Housing (i.e., clients exiting hospitals and acute care facilities or vulnerable unsheltered clients)
 - 19 units for unsheltered clients
- Clients will receive housing navigation and care coordination services
- 24/7 staffing

Fairmont Safer Ground: Estimated Program Operations Budget

- Projected costs of \$1.4m annually, for services and operations
- Operations begin in late 2020
- Funding identified through 6/30/22
 - HCSA: respite funding of \$900,000
 - CDA/HCD: unincorporated services funding of \$500,000

	Annual	FY20-21	FY21-22
Salaries and Benefits	\$823,505	\$480,378	\$823,505
Client Supplies	\$20,000	\$15,000	\$20,000
Travel and Transport	\$20,000	\$50,000	\$20,000
Facilities	\$45,000	\$22,500	\$45,000
Office Expense	\$10,000	\$5,000	\$10,000
Other Operations	\$300,000	\$150,000	\$300,000
Total Direct	\$1,218,505	\$722,878	\$1,218,505
Indirect	\$182,776	\$108,432	\$182,776
Estimate of Total Operations	\$1,401,281	\$831,310	\$1,401,281

Fairmont Safer Ground: Project Risks

- Timely issuance of Contract Purchase Orders after Board approval
- Construction costs based on preliminary design
- Connectivity to existing site utilities
- Schedule delay due to COVID-19 impacts (material procurements, labor)

Fairmont Safer Ground: Next Steps

- **Requests of your Board today**
 - Approve the Fairmont Safer Ground Tiny Homes Project in response to the COVID-19 pandemic \$6,400,000;
 - Adopt Resolution to waive competitive procurement for Architect/Engineering, Construction Management Services, General Construction, SLEB, ECOP, PS/CBA, and Art.
 - Amend the California Environmental Quality Act Notice of Exemption to update description of the Fairmont Safer Ground Tiny Homes Project in San Leandro;
 - Award professional services agreements for architectural service and construction administration services, and award the construction contract to the General Contractor
 - Authorize the Director of GSA to sign and execute contracts
 - Hold public hearing for CEQA Notice of Exemption
- **Selection of service provider**
 - Using HCSA Vendor Pool, select a provider who can operate the site and provide needed services
 - Contract in place by late November 2020

Homelessness Vendor Pool

HCSA

Proposed Vendor Pool Master Contract Amendment

- \$26.6M of the \$30M in Vendor Pool Master Contract authorization is either in contract or in process
- The remaining available authorization under the Master Contract is \$3.4M

Master Contract Total Pool Ceiling Amount	\$30,000,000.00
Amount Executed as of 6/30/20	\$10,351,347.50
Additional Active Projects working towards contract execution	\$16,248,619.00
Remaining Master Contract Authorization	\$3,400,033.50

- HCSA requests a \$20M increase in authority under the Master Contract and a three-year term extension to 6/30/25 to accommodate ongoing and emerging funding sources

Proposed Vendor Pool Master Contract Amendment

- The Vendor Pool has allowed for the expedited contracting for \$10.35M in homelessness services between 7/1/19 and 6/30/20
- An additional \$16.25M in contracts are in active negotiation
- COVID-related homelessness interventions account ~1/3rd of the Vendor Pool ceiling amount (\$10.38M), largely for Project Roomkey
 - \$2.18M in executed contracts
 - \$8.2M in active negotiation
- Projects (COVID-related and non COVID-related) in excess of the remaining \$3.4M already authorized by your Board are expected

Summary of Upcoming Vendor Pool Homelessness Projects

- Project Roomkey Housing Placements
 - \$2.5m for first 250 housing placements using COVID-19 emergency funds 8/1/20-12/31/20
 - Up to \$12m for ongoing subsidy support using federal housing funds through 7/31/2022
- Homeless Housing Assistance Program allocations
 - \$1.28m for transitional aged youth shelter and services
 - \$4.97m for operations for housing and navigation centers
 - \$5.57m for supportive services in housing, prevention, coordinated entry, outreach teams

Increased Testing

HCSA

Testing

- On 6/16/20, your Board approved the COVID-19 Testing Vendor Pool Master Contract up to an amount not to exceed \$20M
- \$12.2M of the \$20M is in contract or in process
 - HCSA has executed a contract with Color Genomics
 - Supports testing at West Oakland Health Center and Native American Health Center
 - Will be performing testing in long-term care facilities and isolation and quarantine hotels
 - Four additional contracts are in process
 - To expand laboratory processing capacity
 - To support testing for the general public at a community health center
- \$7.8M in remaining available authorization is not enough to support projected need
- Your Board is requested to approve an additional \$20M in Master Contract authorization for additional COVID-19 testing capacity

Thank you

Questions?