

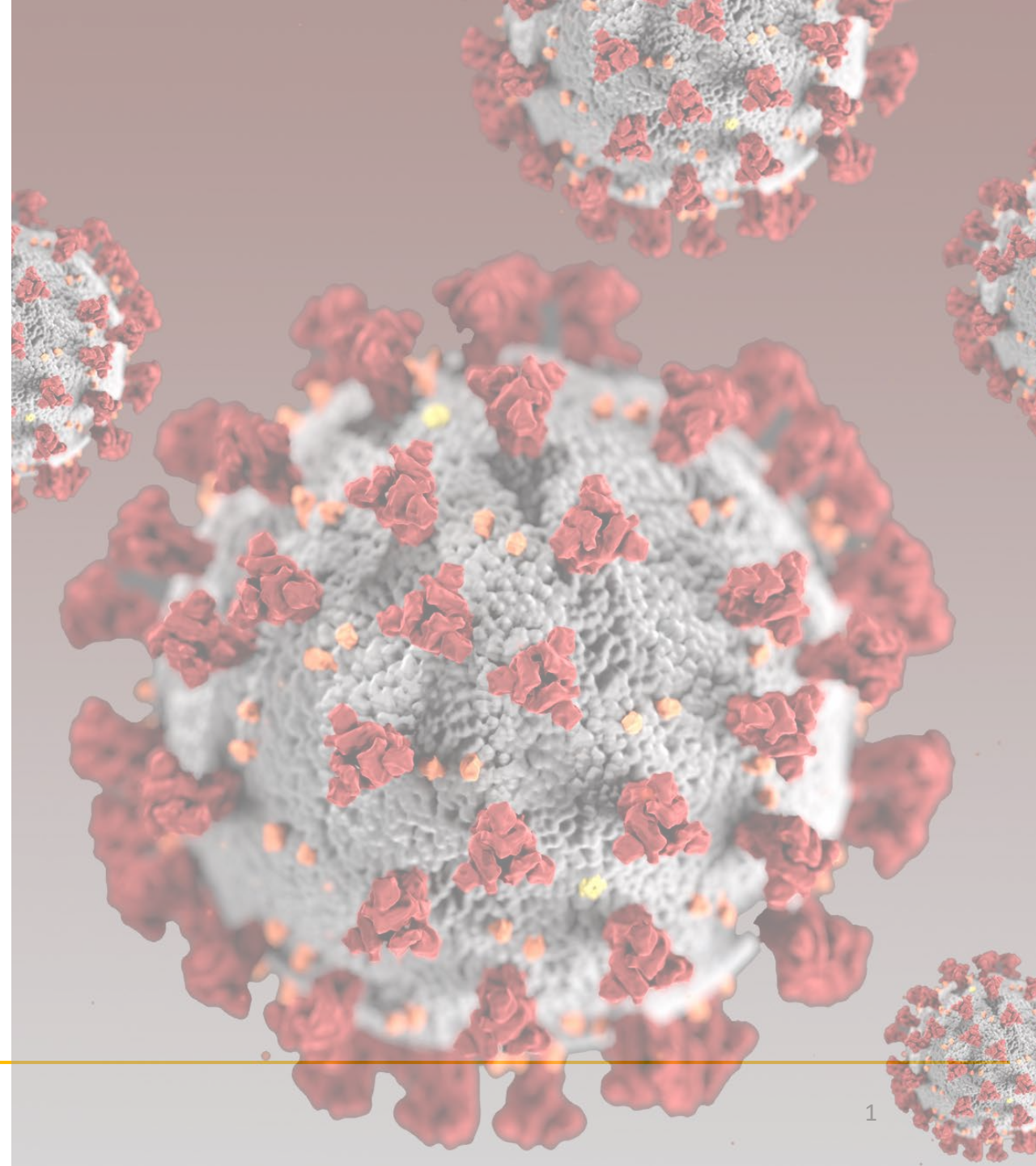
Alameda County Board of Supervisors

COVID-19 Update

Colleen Chawla, Director

Dr. Nicholas Moss, Interim Health Officer
Health Care Services Agency

July 14, 2020



Local COVID-19 Data



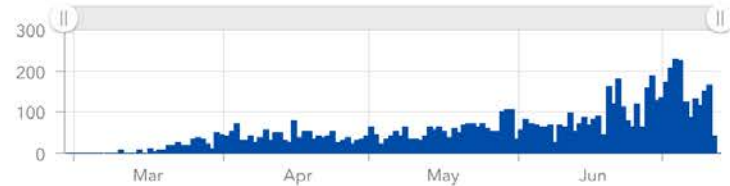
Alameda County COVID-19 Dashboard Updated 7/13/2020 with data through the end of 7/12/2020

Alameda County LHJ

7,711
Cases

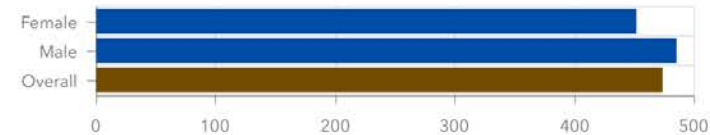
147
Deaths

Alameda County LHJ Daily Cases



Cumulative Daily

Alameda County Total Case Rates per 100,000 Population by Gender



Reported transgender, other, and unknown gender identities are each less than ten and so are suppressed

Cases Case Rates

Berkeley LHJ

265
Cases

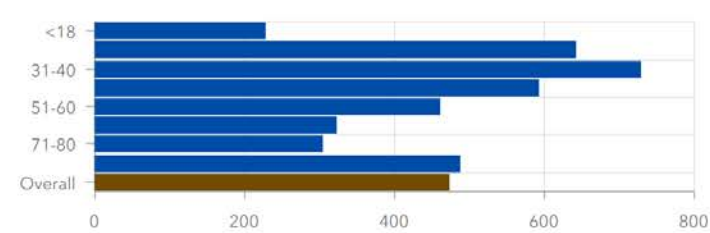
1
Deaths

Berkeley LHJ Daily Cases



Cumulative Daily

Alameda County Total Case Rates per 100,000 Population by Age Group



Cases Case Rates

Alameda County Total

7,976
Cases

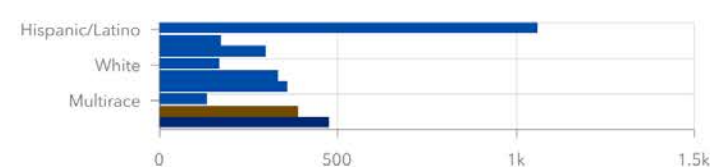
148
Deaths

Alameda County Total Daily Cases



Cumulative Daily

Alameda County Total Case Rates per 100,000 Population by Race/Ethnicity



Since the race/ethnicity is unknown for about 20% of cases, the proper comparison for each race/ethnicity is to Overall Known Race/Ethnicity.

Cases Case Rates

[Click here to go to our mobile dashboard.](#)

[Click here to go to our second dashboard with data on deaths, hospitalizations, and cases and case rates by zip code.](#)

Alameda County Cases by City/Jurisdiction

Alameda County: 7976

Berkeley LHJ: 265

Alameda County LHJ: 7711

Under Investigation: 436

Homeless: 101

Address Unknown: 26

Santa Rita Jail: 63

Alameda: 123

Albany: 21

Dublin: 80

Emeryville: 36

Fremont: 416

Hayward: 1233

Livermore: 282

Newark: 203

Oakland: 3066

Piedmont: 16

Pleasanton: 156

Cases Case Rates





Alameda County COVID-19 Dashboard Updated 7/13/2020 with data through the end of 7/12/2020

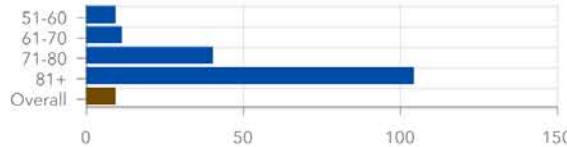
Alameda County Total Death Rate per 100,000 by Gender



Reported transgender, other, and unknown gender identities are each less than ten and so are suppressed

Deaths | **Death Rates**

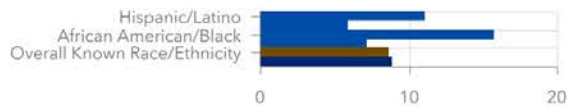
Alameda County Total Death Rate per 100,000 by Age Group



Each of the other age groups have counts less than ten and are suppressed.

Deaths | **Death Rates**

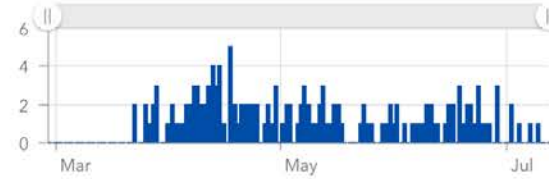
Alameda County Total Death Rate per 100,000 by Race/Ethnicity



The proper comparison for each race/ethnicity is to Overall Known Race/Ethnicity. Each of the other race/ethnic groups have counts less than ten and are suppressed.

Deaths | **Death Rates**

Alameda County Total Daily Deaths



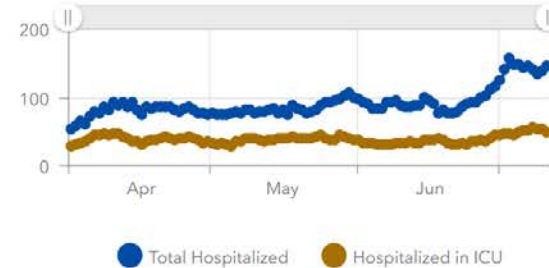
Cumulative | **Daily**

Alameda County Total Rolling 7-Day % Positive Tests



Number of Tests | **% Positive Tests**

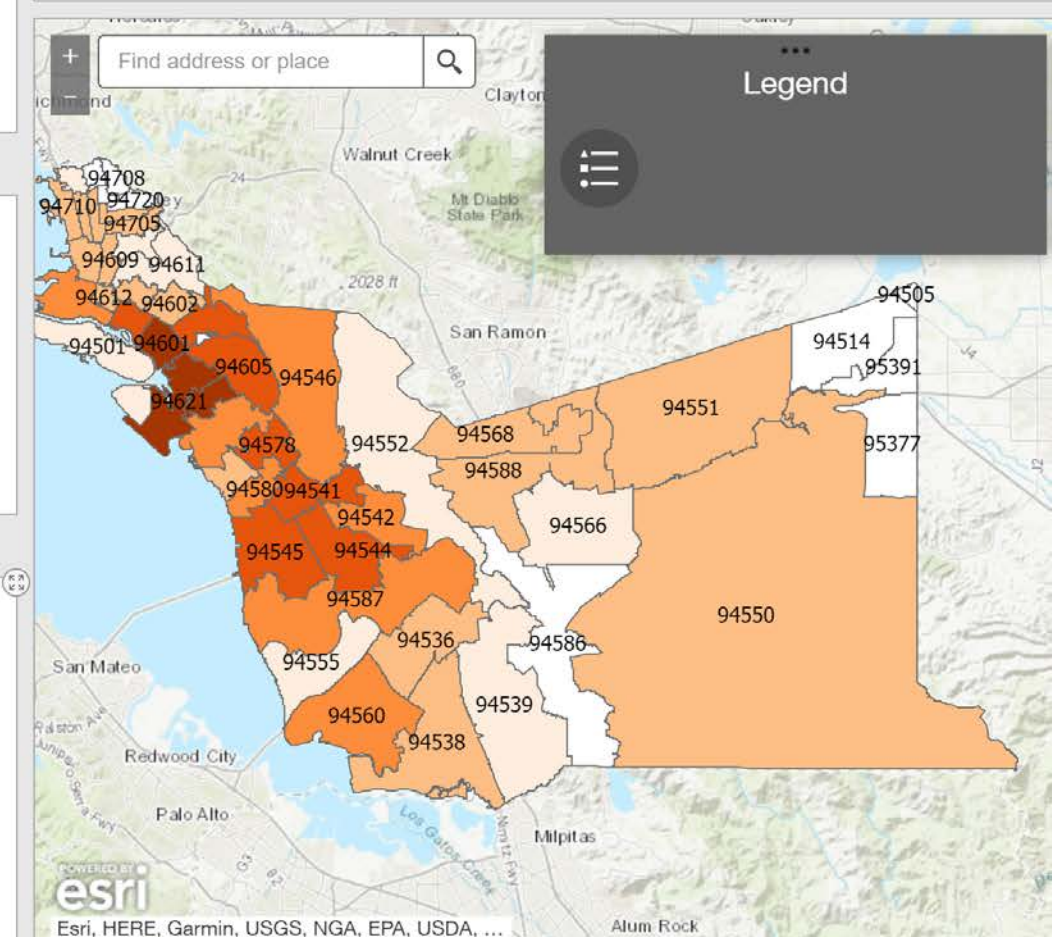
Alameda County Total COVID-19 Hospitalizations



● Total Hospitalized ● Hospitalized in ICU

[Click here to go to our mobile dashboard.](#)

[Click here to see the first dashboard with cases and case rates over time and by sex, age group, race/ethnicity, and geography.](#)





SNF Residents

448

Cases

SNF Residents

78

Deaths

Skilled Nursing Facility	Resident Cases	Resident Deaths	Employee Cases	Employee Deaths
Total	448	78	279	<11
Parkview Healthcare Center-Hayward	57	<11	19	0
Gateway Care And Rehabilitation Center-Hayward	48	19	31	0
Vista Post Acute-Hayward	48	<11	24	0
Excell Health Care Center-Oakland	43	<11	23	0
Fremont Healthcare Center-Fremont	38	<11	<11	0
East Bay Postacute-Castro Valley	33	16	25	0
Driftwood Healthcare Center Hayward-Hayward	32	<11	12	0
Redwood Healthcare Center LLC-Oakland	29	<11	15	0
Windsor Postacute Care Center of Hayward-Hayward	25	<11	19	0
Redwood Convalescent Hospital Inc-Castro Valley	20	<11	<11	0
Windsor Park Care Center of Fremont-Fremont	15	0	<11	0
Kaiser Permanente Postacute Care Center-San Leandro	11	0	<11	0
Fruitvale Healthcare Center-Oakland	11	0	<11	0
San Leandro Healthcare Center-San Leandro	<11	<11	<11	0
Berkeley Pines Skilled Nursing Center-Berkeley	<11	0	<11	0
Windsor Healthcare Center of Oakland-Oakland	<11	0	<11	0
Elmwood Care Center-Berkeley	<11	<11	0	0
Mercy Retirement and Care Center-Oakland	<11	0	<11	0
Valley Pointe Nursing And Rehabilitation Center-Castro Valley	<11	0	<11	0
The Rehabilitation Center of Oakland-Oakland	<11	0	0	0
Hillside Senior Care-Fremont	<11	<11	<11	0

[Click here to go to our mobile dashboard.](#)

[Click here to see the first dashboard with cases and case rates over time and by sex, age group, race/ethnicity, and geography.](#)

[Click here to go to our second dashboard with data on deaths, hospitalizations, and cases and case rates by zip code.](#)

Notes and disclaimers: The data for totals and individual SNFs come directly from the [California Department of Public Health](#). The State alone is responsible for the data, its maintenance, and accuracy. The County only provides this data as a resource, but does not, and cannot, confirm or guarantee the accuracy of the data.

Per the State of California, case and death counts are provisional and may change as facilities correct or add data. Cumulative deaths are for both positive cases and suspected cases.

Per the State, COVID-19 fatalities include deaths that were reported by facilities to the best of their knowledge. These include deaths that occurred at nursing homes and those that occurred in other locations, such as a hospital or private home, if the death occurred within the 14-day bed hold period after the resident transferred from the SNF. Deaths that occurred outside of this 14-day period may not be captured. Some of these deaths may include residents who had COVID-19, but died of something else. Given these complexities, fatality totals may not exactly match other data sources or, in some instances, the death may be double counted in more than one data source such as county-level fatality totals. All data are provided to offer a snapshot of COVID-19 and does not imply wrongdoing on the part of the facility. Please contact the State for more clarification or information.

Per the State, the most recent record for Valley Memorial Hospital DP SNF-Livermore is from 6/27.



State Updates

- Variance Attestation
- County Data Monitoring
- Sector Reclosing

Key State COVID-19 Reopening Terms

Variance Attestation

- Health Officer attests to meeting local COVID-19 indicators and sufficient readiness to move ahead in the Resilience Roadmap
- **Allows – but does not require – further sector reopening**
- Provides flexibility to allow activities that the Health Officer determines are lower risk for our community
- 56 counties have an approved variance
- Alameda and Imperial only remaining non-variance counties

County Data Monitoring List

- Identifies counties that are not meeting statewide indicator benchmarks (case rates, hospitalizations, hospital capacity)
- Different but related indicators than required for variance attestation
- **Counties may be required to reclose or restrict previously open sectors**
- Alameda County and 30 other counties are on the list



Variance Attestation and Monitoring List: Alameda County's Current Status

Variance Attestation

- HCSA is drafting our variance attestation application
- Though case rates are increasing, (resulting in placement on the Monitoring List), other indicators are sufficiently stable to enable us to apply
- Required Board of Supervisors letter of support is on your agenda for consideration today

County Data Monitoring List

- On Sunday, 7/12, Alameda County was added to the State's County Data Monitoring List
- Alameda County was placed on the list due to increases in new COVID-19 cases in recent weeks



Governor Announces Additional Sector Closures

On July 13, Governor Newsom announced a “dimming” of prior sector reopenings

1. Statewide, closing the following activities:

Dine-in Restaurants (indoor)

Movie Theater (indoor)

Zoos and Museums (indoor)

Brewpubs, breweries, bars, and pubs (indoor and outdoor)

Wineries and Tasting Rooms (indoor)

Family Entertainment Centers (indoor)

Cardrooms (indoor)

2. For 30+ counties on the Monitoring List >3 days (includes Alameda County as of 7/15), closing the following *indoor* activities unless they can be modified to operate outside:

Gyms and Fitness Centers

Indoor Worship Services

Offices for Non-Critical Infrastructure Sectors

Personal Care Services (incl. nail salons, massage parlors, and tattoo parlors)

Hair Salons and Barbershops

Malls

Indoor Protests



Recently Issued State Guidance on Outdoor Dining

- On July 9, the State issued updated guidance prohibiting outdoor dining in counties without variance attestation
- Alameda County's original decision to permit outdoor dining was based on the Health Officer's assessment that outdoor activities, with appropriate protective measures, carry less risk than indoor activities
- At that time, the State did not differentiate dining guidance by indoor/outdoor as it now does
- Until and unless Alameda County receives approval for variance attestation, restaurants in Alameda County may only be open for drive-through or pickup/delivery options



Variance Attestation and Monitoring List: Impact of Recent State Actions on Alameda County

Variance Attestation

- Should your Board approve the letter of support today, HCSA will submit Alameda County's variance attestation
- Should the State provide timely approval of our application:
 - We would be able to allow the **Oakland Zoo** to open for outdoor activities with appropriate safety measures in place
 - **Outdoor dining** would be able to resume

County Data Monitoring List

- In accordance with State's directive:
 - **Places of worship** would have to hold only outdoor services
 - **Indoor malls** would be required to close
- Other restrictions are not likely to have an impact in our county as they apply to sectors not already open

Variance Attestation Readiness Criteria

Category	Criteria
Epidemiologic Stability	Stable or decreasing cases
	Stable or decreasing hospitalizations
Protect Stage 1 Essential Workers	Guidance issued
	Availability of supplies & PPE
Testing Capacity	2,400 tests/day (≥ 1.5 tests/1,000 population/day)
	75% of residents are within a 30 minute drive of testing
	Surveillance plan
Containment Capacity	240 contact tracing staff (15 /100,000 population)
	1,203 temporary housing units for the unsheltered population (>15% of the point in time count)
Hospital Capacity	Plan for managing $\geq 35\%$ surge
	PPE for hospital workforce
Vulnerable Populations	Long-term care facility prevention & mitigation plans
	>14-day PPE supply at SNFs & ongoing non-state source



Variance Attestation Readiness Criteria (cont.)

Category	Criteria
Sectors and Timelines	Reopening sequence & timeline
Triggers for Adjusting Modifications	Triggers to slow the pace or tighten modifications
	Plan for implementation
Containment Plan	<p>Strategy and timeline, to cover:</p> <ul style="list-style-type: none"> • testing • contact tracing • congregate settings • protecting vulnerable • acute care surge • essential workers • special considerations • community engagement • surrounding county relationship
Letters of Support	<ul style="list-style-type: none"> • Board of Supervisors • Local hospital(s)/health system(s)
Reopening Plan	Plan for moving through Stage 2



Variance Attestation Considerations and Next Steps

- Variance attestation will give us **more flexibility** and the option to better coordinate with our neighbors if and when the time is right
- Approval of a variance **does not automatically open additional sectors**
- **We can – and plan to – remain paused on broader reopenings at this time**, whether we or not we receive a variance



Questions & Discussion

Variance Attestation

State Resilience Roadmap: Allowable Activities

Without Attestation

- Auto dealerships
- Childcare
- Construction
- Day camps
- Delivery services
- Food packing
- Logistics and warehousing
- Manufacturing
- Outdoor museums
- Places of worship
- Ports
- Professional sports (w/out live audiences)
- Public transit
- Real estate transactions
- Retail/shopping centers

Requiring Attestation

(*subject to Monitoring List restrictions)

- Campgrounds and outdoor recreation
- Cardrooms*
- Casinos
- Dine-in restaurants*
- Family entertainment centers (for example: bowling alleys, miniature golf, batting cages, and arcades)*
- Gyms and fitness centers
- Hair salons and barbershops
- Hotels (for tourism and individual travel)
- Movie theaters*
- Personal care services (nail salons, tattoo parlors, body waxing)
- Restaurants, wineries, and bars
- Wineries and tasting rooms*
- Zoos and museums*



California Department of Corrections and Rehabilitation



CDCR PATIENTS: CONFIRMED COVID-19 AND OUTCOMES

CONFIRMED

Total Confirmed: 6,222

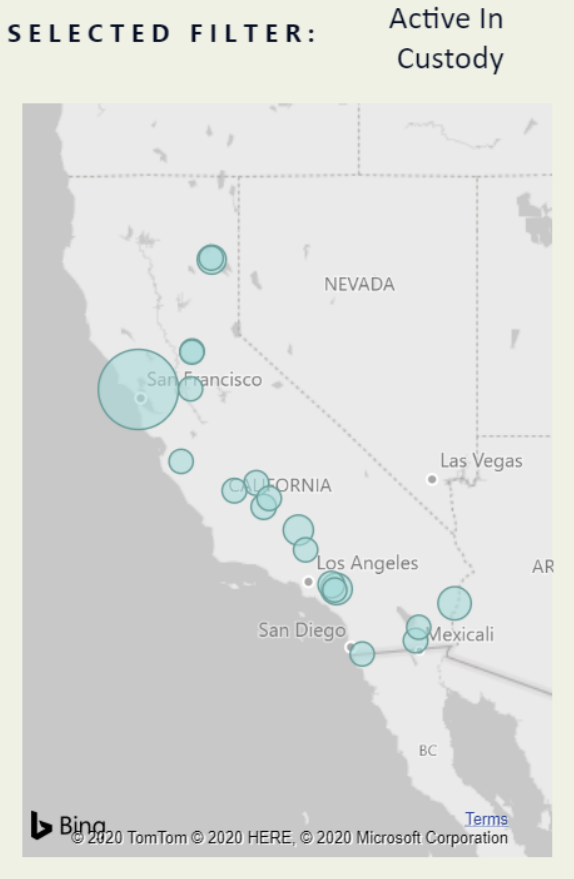
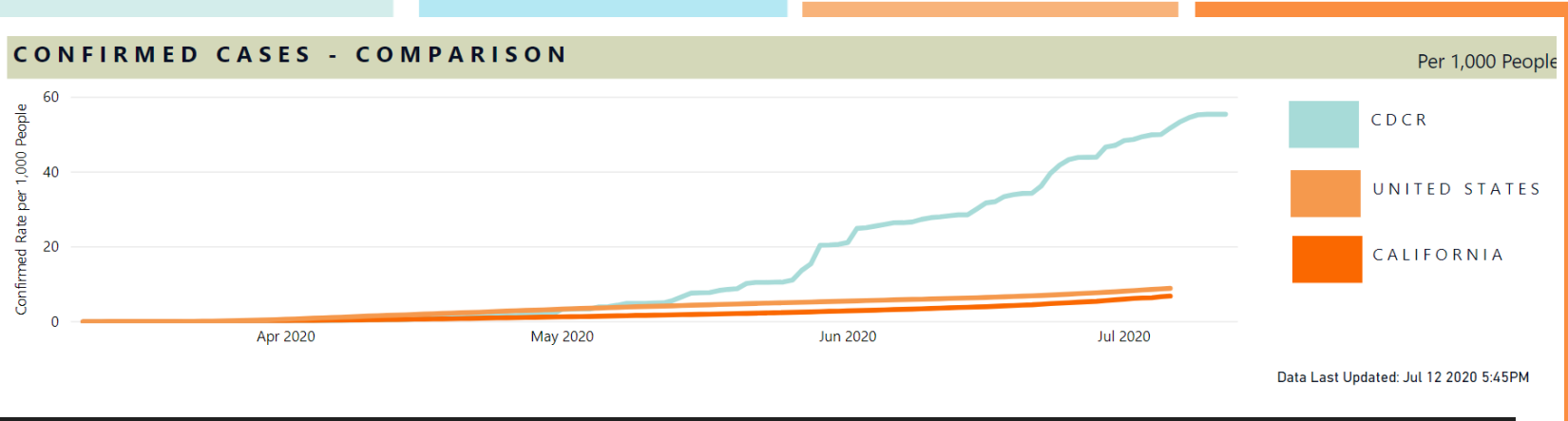
New In Last 14 Days: 1,176

ACTIVE, IN CUSTODY 2,386

RELEASED WHILE ACTIVE 144

RESOLVED 3,659

DEATHS 33



CDCR PATIENTS: COVID-19 BY INSTITUTION

INSTITUTION: CA State Prison, San Quentin

CONFIRMED CASES: Cumulative Count					TESTING: Institution Count		
NEW IN LAST 14 DAYS	ACTIVE		RESOLVED	DEATHS	CURRENT POPULATION	PATIENTS TESTED IN LAST 14 DAYS	% OF POPULATION TESTED IN LAST 14 DAYS
	CUSTODY	RELEASED					
695	1,467	29	395	9	3,571	1,332	37%

ACTIVE CASES IN CUSTODY

PATIENTS TESTED BY DAY

Data Last Updated: Jul 12 2020 5:45PM

Hospitalizations of COVID+ San Quentin Inmates (as of 7/11/20)

- 72 total patients hospitalized in 5 counties
 - 3 for conditions other than COVID
 - 21 ICU
- 9 patients hospitalized in Alameda County
 - 8 at Alameda Health System
 - 4 ICU



Residents Returning from CDCR

3,500 releasees announced

- **57 early-release probationers** expected July 1-December 31, 2020
- **~25 natural release parolees** expected **per month**

Additional 4,500 releasees announced last week

- Still awaiting additional detail
- Alameda County health officer blanket isolation & quarantine orders require isolation and quarantine for COVID+ and exposed.
- Given the extent and nature of the prison COVID-19 outbreaks, Alameda County is considering any person returning from a facility with prisoner cases exposed.
- For CDCR, this means 14-day quarantine for all residents returning from a facility with an outbreak regardless of COVID test results.



Residents Returning from CDCR

- Though the specifics are unclear and changing, here is what we understand from CDCR as of now:
 - All prisoners are being tested prior to release
 - A positive test does not preclude release
 - Release occurs no later than 7 days post-test
 - Housing verification is not required for release
 - Local Public Health Departments will be notified of all returning residents from San Quentin and only those with positive tests from other facilities
 - Returning residents are provided with isolation or quarantine instructions upon release, as medically indicated
 - All returning residents from San Quentin are being offered Project Hope hotel rooms
 - Returning residents from other facilities will be offered Project Hope hotel rooms only if they are COVID+ or need to complete a medically ordered quarantine post-release
 - Acceptance of Project Hope hotel rooms is not a condition of release



First Round of Early-release Probationers

- 57 early-release probationers expected between now and 12/31/20
- HCSA and Probation have been working together to ensure smooth transition for early-release probationers
- Early-release probationers will isolate/quarantine at Operation Comfort
- Transportation will be provided by Probation
- Probation is offering incentives to comply with isolation/quarantine orders:
 - Smart phone
 - Tablet
 - Gift card for food
 - 14-day reduction in probation supervision
- Currently 18 early-release probationers residing at Operation Comfort



Natural Release Parolees

- ~25 natural release parolees expected per month
- Concerns about CDCR coordination of parolee releases
- HCSA and Probation sent a joint letter to the State outlining several outstanding questions and offering recommendations, including:
 - Establish a **Project Hope facility in Alameda County** with onsite wraparound services and supervision with sufficient capacity to receive all returning Parolee residents.
 - Issue a State Health Officer Order requiring **isolation and quarantine in a Project Hope** location for every parolee being from a prison with an outbreak.
 - Establish an **incentive program**, up to and including reduced parole supervision terms of 14 days.
 - Provide **transportation** from prison to Project Hope.



Next Steps on Coordination for Returning Residents

- CDCR and CDPH convening subgroup of select county health executives for planning and coordination
- Dr. Clanon and Chief Still representing Alameda County

